

MONTHLY
REPORT

FEBRUARY
2026

UNIVERSITY HEIGHTS FIRE DEPARTMENT



The University Heights Fire Department must always be vigilant and alert to its mission to fight fires, save lives and property, and be prepared to respond to any emergency.

Employee Spotlight



Firefighter/Paramedic
Damon Picone

Firefighter/Paramedic Damon Picone always goes above and beyond in assisting with repairing and looking at issues that come up daily in the station and with apparatus.”

- Lieutenant Kevin Vonhaz

**Great
Job!**

Work Anniversaries



Captain

Brian Phan

***37 Years of
Dedicated Service***

Thank you!

FOR YOUR SERVICE

Emergency Response Activity

238

**TOTAL
RESPONSES**



5
FIRE INCIDENTS



33
PUBLIC ASSIST



111
EMERGENCY
MEDICAL INCIDENTS



32
GOOD INTENT



15
HAZARDOUS CONDITIONS
INCIDENTS (NO FIRE)



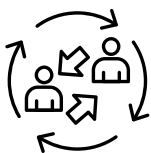
42
FIRE ALARMS



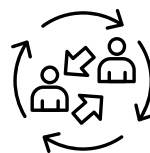
56
AUTOMATIC - MUTUAL AID
TOTAL INCIDENTS



4m:45s
AVERAGE RESPONSE
TIMES



38
AUTOMATIC - MUTUAL
AID GIVEN



18
AUTOMATIC - MUTUAL
AID RECEIVED

Fire Department Activity

891 **TOTAL**
ACTIVITIES

(Non-Emergent)



698
ASSET ACTIVITIES

Asset Type	Number of Inspections
Equipment	186
Apparatus	365
Kit	147
Total Asset Inspections	698



88
EVENT ACTIVITIES

Event Type	Number of Staff Events
Daily Duties	30
Roll Call	28
Student/Intern Rider	12
Home Safety Inspection	2
Company Pre-Plan	4
Shift Meeting	4
Car Seat Installation	3
Officer Meeting	1
Station Tour	1
Public Education	2
City Events	1
Total Event Activities	88

Fire Department Activity

891 **TOTAL**
ACTIVITIES

(Non-Emergent)



77

TRAINING ACTIVITIES

Training Category	Number of Events
Driver Training	28
Wellness Training	28
Administrative Training	7
Fire Training	7
EMS Training	6
Officer Training	1
Total Training Events	77



**Prehospital Care
Protocol and
Treatment Guidelines**

2026 R1.1



Fire Department Activity

891 **TOTAL**
ACTIVITIES

(Non-Emergent)



28

**FIRE PREVENTION &
COMMUNITY RISK REDUCTION ACTIVITIES**

Inspection Type	Number Completed
Annual Fire Inspection	16
Site Visit	3
Home Fire Safety Checklist	1
Fire Sprinkler - Rough Insp.	1
Plan Review	2
Residential Lock Box	2
Fire Alarm - Annual	1
Sprinkler Annual	2
Total Fire Prevention Activities	28

Safety Activity



9-volt Battery Safety

9-volt batteries power our smoke alarms, household items and toys. They can be found in most homes. But these batteries can be a fire hazard if not stored safely or disposed of with care.



The problem

- » 9-volt batteries can be dangerous. The positive and negative posts are close together. If a metal object touches the two posts of a 9-volt battery, it can cause a short circuit. This can make enough heat to start a fire.
- » It is unsafe to store 9-volt batteries in a drawer near paper clips, coins, pens, or other batteries. Do not store common household items such as steel wool, aluminum foil, and keys near 9-volt batteries. If these items touch the two posts, there is a greater risk of a fire starting.
- » Weak batteries may have enough charge to cause a fire. Some fires have started in trash when 9-volt batteries were thrown away with other metal items.

Storing 9-volt batteries

- » Keep batteries in original packaging until you are ready to use them. If loose, keep the posts covered with masking, duct, or electrical tape. Prevent the posts from coming in contact with metal objects.
- » Keep them someplace safe where they won't be tossed around.
- » Store batteries standing up.
- » 9-volt batteries should not be stored loose in a drawer. Do not store them in containers with other batteries.

Disposal

- » 9-volt batteries should not be thrown away with trash. They can come in contact with other batteries or pieces of metal.
- » 9-volt batteries can be taken to a collection site for household hazardous waste.
- » To be safe, cover the positive and negative posts with masking, duct, or electrical tape before getting rid of batteries.
- » Some states do not allow any type of battery to be disposed of with trash. Check with your city or town for the best way to get rid of batteries.

9-VOLT BATTERY STORAGE

Keep batteries in original packaging until you are ready to use them. If loose, keep the posts covered with masking, duct, or electrical tape. Prevent the posts from coming in contact with metal objects.



Name of Organization Here

Contact Information Here



Your Source for SAFETY Information
NFPA Public Education Division • 1 Batterymarch Park, Quincy, MA 02169








Safety Activity

Step by Step

Follow each step to get ready for your home fire drill.



- 1 **START**  **BEEP BEEP BEEP**
- 2 **GO**  **3 spots to** 
- 3 **GO**  **2 spots to** 
- 4 **GO**  **2 spots to** 

 BEEP BEEP BEEP Smoke Alarm 			 Home Fire Escape Plan	
	 Safe Outside Meeting Place		 1  Door 2  Window 2 Ways Out	

Sparky says: Practice your home fire drill! Every home needs working smoke alarms. Find two ways out of every room. Go to a safe meeting place outside. Practice your fire drill with your family.

Get To Know Us



Community Risk Reduction is a crucial function of the University Heights Fire Department.

Our Fire Prevention Bureau manages the following programs:

*CPR Training
Home Safety Inspection
Smoke Detector Installation
Car Seat Installation
Lock Box Installation
Fire House Open House
Extinguisher Training
Blood Pressure & Health Screenings
Block Parties
Station Tours
Safety Talks*

CONTACT INFORMATION:

University Heights Fire Department
3980 Silsby Road ~ OH 44118

216-321-1939 ~ 216-932-8584 FAX
firedepartment@universityheights.com

FOLLOW US:

www.universityheights.com/departments/fire
<https://www.facebook.com/UniversityHeightsFire/>
https://www.instagram.com/university_heights_fire_dept/

