

MONTHLY
REPORT

MARCH
2026

UNIVERSITY HEIGHTS FIRE DEPARTMENT



The University Heights Fire Department must always be vigilant and alert to its mission to fight fires, save lives and property, and be prepared to respond to any emergency.

Employee Spotlight



From Left to Right: Chief Robert D. Perko, III., FF Cory DesRochers, FF Connor Bachmann, FF Chad Rapier, FF Tyler Carlton, and FF Jacob Respondek

Six members of the University Heights Fire, in full firefighting uniforms, hiked up 58 flights (1,349 steps) of the tallest building in Ohio to raise awareness and money for the American Lung Association. Firefighter Tyler Carlton stormed the steps in 14 minutes and 44 seconds.

"I am incredibly proud of our firefighters for representing our department and community while raising funds for such a meaningful cause. Their willingness to go beyond their daily responsibilities to support others reflects the character and compassion that define our team."

Chief Robert D. Perko, III.

Great Job!

Work Anniversaries



**Lieutenant/Fire Prevention
Officer**

Lukasz Curkowicz

***13 Years of
Dedicated Service***

Thank you!

FOR YOUR SERVICE

Emergency Response Activity

244 TOTAL RESPONSES



10
FIRE INCIDENTS



20
PUBLIC ASSIST



108
EMERGENCY
MEDICAL INCIDENTS



33
GOOD INTENT



25
HAZARDOUS CONDITIONS
INCIDENTS (NO FIRE)



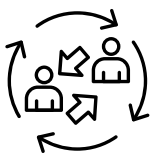
48
FIRE ALARMS



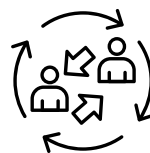
66
AUTOMATIC - MUTUAL AID
TOTAL INCIDENTS



4m:52s
AVERAGE RESPONSE
TIMES



49
AUTOMATIC - MUTUAL
AID GIVEN



17
AUTOMATIC - MUTUAL
AID RECEIVED

Fire Department Activity

1,051 TOTAL
ACTIVITIES

(Non-Emergent)



786
ASSET ACTIVITIES

Asset Type	Number of Inspections
Equipment	412
Apparatus	204
Kit	170
Total Asset Inspections	786



116
EVENT ACTIVITIES

Event Type	Number of Staff Events
Daily Duties	34
Roll Call	31
Student/Intern Rider	26
Home Safety Inspection	0
Company Pre-Plan	8
Shift Meeting	5
Car Seat Installation	3
Officer Meeting	1
Misc.	5
Public Education	2
City Events	1
Total Event Activities	116

Fire Department Activity

1,051 TOTAL ACTIVITIES


(Non-Emergent)



75

TRAINING ACTIVITIES

Training Category	Number of Events
Driver Training	27
Wellness Training	31
Fire Training	13
EMS Training	4
Total Training Events	75



Fire Department Activity

1,051 TOTAL
ACTIVITIES

(Non-Emergent)



74

**FIRE PREVENTION &
COMMUNITY RISK REDUCTION ACTIVITIES**

Inspection Type	Number Completed
Annual Fire Inspection	56
Site Visit	4
Fire Sprinkler - Rough Insp.	1
Plan Review	4
Residential Lock Box	3
Group Home/Foster Care	1
Hood Test Semi-Annual	5
Total Fire Prevention Activities	74

Safety Activity



CFL Light Bulb Safety

Energy-saving compact fluorescent light bulbs (CFL) are becoming more common in homes and at work. In addition to using less electricity, they also have a positive impact on the global climate. Here are some important safety tips you should know about CFLs.



PURCHASE CFL LIGHT BULBS that have the listing label of a recognized testing laboratory. Light bulbs labeled by a recognized testing lab will ensure that the bulb meets the latest product safety standards.

When a CFL Burns Out

- » When a CFL bulb burns out it may smoke and the plastic base may blacken. This is normal and is not a fire safety issue.
- » CFLs should never be discarded with household trash. The Environmental Protection Agency recommends that consumers use local recycling options for CFLs. Contact your local government or visit epa.gov/cfl/cflrecycling to identify local recycling options.

If a CFL Breaks

CFLs are made of glass and can break. Be careful when removing from packaging and installing or removing from a socket. If a CFL breaks:

- OPEN a window to allow the room to air out for 5–10 minutes.
- People and pets should LEAVE the room.
- TURN OFF forced air heating and/or air conditioning.
- COLLECT broken glass and visible powder using stiff cardboard, tape or a damp paper towel.
- PLACE the debris in a glass jar or a plastic bag in a safe location outside until you can dispose of it.
- CONTACT your local government to find out how to dispose of the debris
- CONTINUE airing out the room for several hours.

NOTE

Consider checking the Consumer Product Safety Commission (cpsc.gov) for recalls of CFLs that may present a fire danger.

FACT

CFL bulbs contain a small trace of **mercury** within the glass. When broken, mercury will immediately dissipate into the air. Concentrations of mercury will likely approach zero in an hour or so.



Your Source for SAFETY Information


NFPA Public Education Division • 1 Batterymarch Park, Quincy, MA 02169

Safety Activity

Measuring Up!



Directions: Cut out the ruler, measure each item, then write how many inches tall it is.



Measuring Challenge:

Cut out the ruler on page 2 and see how far you should stay away from the stove when a grown-up is cooking.



THE NAME AND IMAGE OF SPARKY ARE TRADEMARKS OF THE NFPA.

Get To Know Us



Community Risk Reduction is a crucial function of the University Heights Fire Department.

Our Fire Prevention Bureau manages the following programs:

*CPR Training
Home Safety Inspection
Smoke Detector Installation
Car Seat Installation
Lock Box Installation
Fire House Open House
Extinguisher Training
Blood Pressure & Health Screenings
Block Parties
Station Tours
Safety Talks*

CONTACT INFORMATION:

University Heights Fire Department
3980 Silsby Road ~ OH 44118

216-321-1939 ~ 216-932-8584 FAX
firedepartment@universityheights.com

FOLLOW US:

www.universityheights.com/departments/fire
<https://www.facebook.com/UniversityHeightsFire/>
https://www.instagram.com/university_heights_fire_dept/

