



UNIVERSITY HEIGHTS FIRE DEPARTMENT

Monthly Report

January 2026

The University Heights Fire Department must always be vigilant and alert to its mission to fight fires, save lives and property, and be prepared to respond to any emergency.

Employee Spotlight



Captain Doug Robinson

"Year in and year out he continues to provide excellent trainings. The safety and survival training was well received by all. Not only was it a great training but great to see members of other area fire departments."

~Lieutenant Kevin Vonhaz



WORK ANNIVERSARIES



Lieutenant Joseph McGee
17 Years of Dedicated Service



Admin. Assistant Kim Kirkhoff
7 Years of Dedicated Service



Firefighter Gerald King
4 Years of Dedicated Service



Lieutenant Chris Calo
31 Years of Dedicated Service



DEPARTMENT STATISTICS


Incidents by Service Type

Types of Calls	Jan. 2026	Jan. 2025	Year to Date (2026)	Year to Date (2025)	Percent Difference
FIRE/RESCUE	99	111	99	111	(10.81%)
EMERGENCY MEDICAL	127	147	127	147	(13.61%)
PUBLIC SERVICE	35	5	35	5	600.00%
TOTAL INCIDENTS	261	263	261	263	(0.76%)

Mutual/Auto Aid Incidents

Types of Aid	Jan. 2026	Jan. 2025	Year to Date (2026)	Year to Date (2025)
AID GIVEN	40	58	40	58
AID RECEIVED	29	35	29	35
TOTAL INCIDENTS	69	93	69	93

Average Response Times

	Jan. 2026	Jan. 2025	Year to Date (2026)	Year to Date (2025)
	4:24	5:20	4:24	5:20

<i>Overlapping Calls</i>	Jan. 2026	Jan. 2025	Year to Date (2026)	Year to Date (2025)
	103	121	103	121

Property Valued Saved/Loss for January 2026

TOTAL POTENTIAL PROPERTY LOSS	\$160,000.00
TOTAL PROPERTY LOSS (FIRE)	\$6,000.00
TOTAL PROPERTY SAVED (FIRE)	\$154,000.00

<i>Monthly Training Hours</i>	Jan. 2026	Year to Date (2026)
	450 hours	450 hours



FIRE PREVENTION BUREAU COMMUNITY & RISK REDUCTION



Community Engagement

HOME FIRE SAFETY INSPECTION	3
STUDENT RIDER	1
CAR SEAT INSTALLATION	2
LOCK BOX INSTALLATION	1



FPB Inspections

ANNUAL INSPECTIONS	12
FIRE ALARM TESTS	2
PLAN REVIEW	2
SPRINKLER TEST	1
SITE VISIT	12



Excellence through **TRAINING**


Fire & Rescue Training

- SCBA/PPE Confidence
- RIT Pack Familiarization
- Down FF CPR
- Window Bail-Out
- FF Through the Floor Rescue Techniques
- Search & Rescue
- Forcible Entry
- Hose Line Advancement
- Incident Command
- Mayday procedures
- RIT Activation



East Tech Training

UHFD technical rescue team members participated in Ropes & Equipment check-offs for Trench, two post shores and ropes during the month of January.



EMS Training

Monthly EMS Topic

2026 Protocol Updates

EMS Continuing Education


Provided by our Medical Control Provider, University Hospital




Be Fire-Safe with Electricity

You do not need a flame to start a fire. Fires can start when heat builds up near things that burn. This can happen when a hot light bulb is near things that burn, such as cloth or paper, or when a cord has been placed under a carpet.

Keep things that burn, like scarves or other clothes, off lamps.




NO




YES

Keep curtains away from light bulbs. Bulbs can get hot and start a fire.

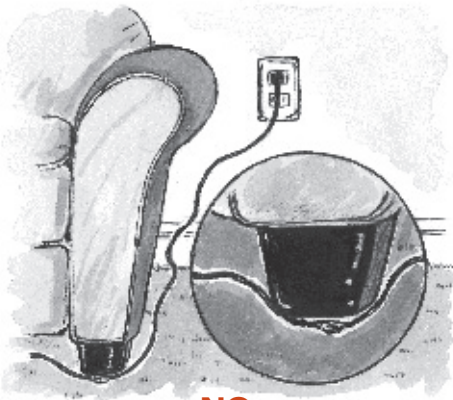


NO

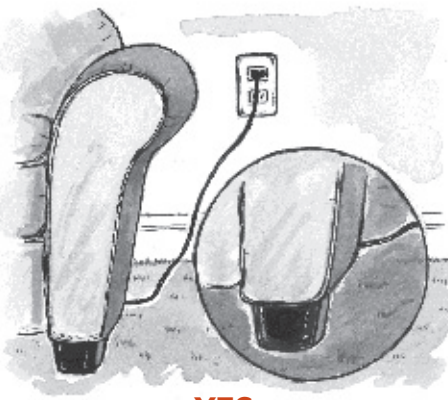


YES

Heavy things placed on top of a cord can wear out the cord and cause a fire.



NO



YES

Illustrations by L.S. Pierce



NATIONAL FIRE PROTECTION ASSOCIATION

The leading information and knowledge resource on fire, electrical and related hazards

Keeping Your Community Safe and Energized!


www.nfpa.org/education

© NFPA 2017




Be Fire-Safe with Electricity

Keep cords from under carpets where people walk on them.
They can wear out and cause a fire.




NO




YES

Be sure that the bulbs in your lights match what is safe for the lamp.
There should be a sticker with that information. Here is an example.



NO



YES



**NATIONAL FIRE
PROTECTION ASSOCIATION**

The leading information and knowledge resource
on fire, electrical and related hazards

Keeping Your Community Safe and Energized!

www.nfpa.org/education

© NFPA 2017

Out of Order



What to do when the smoke alarm sounds, “beep, beep, beep”?
These images are in the wrong order. What is the right order?



Correct Order:

1. STOP what you are doing. Get up and walk.
2. CHOOSE the best way out of the room.
3. GET outside quickly.
4. GO to your outside meeting place.





GET TO KNOW US!

Community Risk Reduction is a crucial function of the University Heights Fire Department. Our Fire Prevention Bureau manages the following programs:

- *CPR Training*
- *Home Safety Inspection*
- *Smoke Detector Installation*
- *Car Seat Installation*
- *Lock Box Installation*
- *Fire House Open House*
- *Extinguisher Training*
- *Blood Pressure & Health Screenings*
- *Block Parties*
- *Station Tours*
- *Safety Talks*



CONTACT INFORMATION:

216-321-1939 ~ 216-932-8584 FAX
firedepartment@universityheights.com

University Heights Fire Department
3980 Silsby Road ~ University Heights, OH 44118

FOLLOW US:

www.universityheights.com/departments/fire
<https://www.facebook.com/UniversityHeightsFire/>
https://www.instagram.com/university_heights_fire_dept/