



# UNIVERSITY HEIGHTS FIRE DEPARTMENT

## Monthly Report

January 2025

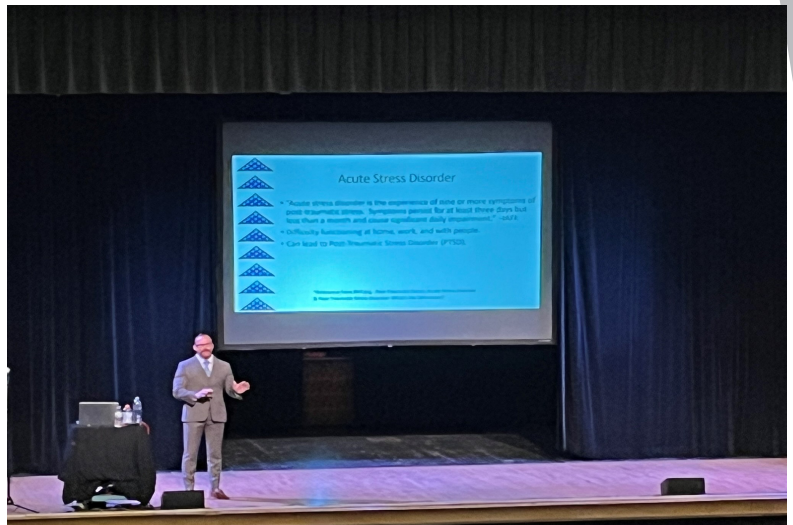
*The University Heights Fire Department must always be vigilant and alert to its mission to fight fires, save lives and property, and be prepared to respond to any emergency.*

## Employee Spotlight



Captain Robinson led the annual Firefighter Safety and Survival Training. This year's theme was "An Ounce of Prevention". Each week focused on different skills, scenarios and new this year, a guest speaker. Skills included bailing out windows, navigating entanglements, and SCBA/RIT apparatus confidence. Scenarios included Mayday operations, Rapid Intervention Teams, and a partnership with JCU Department of Exercise Science to measure the physiological effects that occur during a mayday. The guest speaker seminar was "In Honor of the Charleston 9: A Study of Change Following Tragedy" with Dr. David Griffin. On June 18, 2007, nine firefighters perished in a furniture warehouse fire in Charleston, South Carolina. The engineer of the first-arriving engine, David, relates how this experience has changed organizational culture, response, education, and training on an international level. David gives a riveting account of what he witnessed that day, and the crisis that ensued in the fire service and his personal life as well.

Multiple crews from various neighboring and Heights/Hillcrest fire departments attended the regional training effort. The seminar brought in members across the county and beyond. Each week UHFD co-hosted at Wiley school approx.. 100 FF's in participation.



## WORK ANNIVERSARIES



**Firefighter Gerald King**  
3 Years of Dedicated Service



**Lieutenant Joe McGee**  
16 Years of Dedicated Service



**Lieutenant Chris Calo**  
30 Years of Dedicated Service



# DEPARTMENT STATISTICS


## Incidents by Service Type

Types of Calls	Jan. 2025	Jan. 2024	Year to Date (2025)	Year to Date (2024)	Percent Difference
FIRE/RESCUE	111	76	111	76	46.05%
EMERGENCY MEDICAL	147	105	147	105	40.0%
PUBLIC SERVICE	5	12	5	12	(58.33%)
<b>TOTAL INCIDENTS</b>	<b>263</b>	<b>193</b>	<b>263</b>	<b>193</b>	<b>36.27%</b>

## Mutual/Auto Aid Incidents

Types of Aid	Jan. 2025	Jan. 2024	Year to Date (2025)	Year to Date (2024)
AID GIVEN	58	36	58	36
AID RECEIVED	35	11	35	11
<b>TOTAL INCIDENTS</b>	<b>93</b>	<b>47</b>	<b>93</b>	<b>47</b>

## Average Response Times

	Jan. 2025	Jan. 2024	Year to Date (2025)	Year to Date (2024)
	5:20	4:44	5:20	4:44

<i>Overlapping Calls</i>	Jan. 2025	Jan. 2024	Year to Date (2025)	Year to Date (2024)
	121	38	121	38

## Property Valued Saved/Loss for January 2025

TOTAL POTENTIAL PROPERTY LOSS	\$0.00
TOTAL PROPERTY LOSS (FIRE)	\$0.00
TOTAL PROPERTY SAVED (FIRE)	\$0.00

<i>Monthly Training Hours</i>	January 2025	Year to Date (2025)
	509.50 hours	509.50 hours



# **FIRE PREVENTION BUREAU COMMUNITY & RISK REDUCTION**



*Community Engagement*

<b>HOME FIRE SAFETY INSPECTION</b>	<b>3</b>
<b>CAR SEAT INSTALLATION</b>	<b>1</b>



*FPB Inspections*

<b>ANNUAL INSPECTIONS</b>	<b>39</b>
<b>FIRE ALARM TESTS</b>	<b>1</b>
<b>SPRINKLER ACCEPTANCE TEST</b>	<b>2</b>
<b>PERMITS</b>	<b>2</b>
<b>HOOD &amp; DUCT INSPECTION</b>	<b>1</b>
<b>PLAN REVIEW</b>	<b>2</b>



# Excellence through TRAINING



## East Tech Training

UHFD technical rescue team members participated in Ice Rescue training in the month of January.

## Fire & Rescue Training

- Window Bail-Out
- Emergency Egress
- RIT
- Mayday
- Search & Rescue
- Hose Line Advancement
- Forcible Entry
- Radio Communications
- Reduced Profile Egress
- SCBA Management
- Nance Drill (Firefighter through the Floor)



## EMS Training


### Monthly EMS Topic

2025 Protocol Updates  
EMS Protocol Treatment and Transport Review  
Provided by our Medical Control Provider,  
University Hospital



# Sparky® Says: Stay Safe and Warm This Winter

Home Heating  
Information  
Sheet for  
Families



Dear Family,

**It's winter!** The days are shorter, the outside temperature is lower, and in some places it's cold, icy, and snowy. No matter where you live, winter brings a change in season and a **time to think about home-heating safety.**

The National Fire Protection Association (NFPA) has developed the following **safety tips** and **fun family activity** to help you stay safe this winter.

Best wishes for a warm and safe winter season!




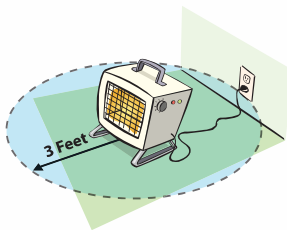
Turn the page for a fun Family Activity!

## Sparky's Home-Heating Safety Tips

Hang this checklist on your refrigerator to remember to stay safe and warm this (and every!) winter.

### Safety tips:

- Keep anything that can burn at least three feet from heating equipment (furnace, woodstove, or portable heater).
- Do not use your oven to heat your home.
- Portable space heaters should be turned off every time you leave the room and before going to bed.
- Make sure your fireplace has a sturdy screen to prevent sparks from flying into the room.
- Allow fireplace and woodstove ashes to cool before disposing in a metal container.



- Have heating equipment and chimneys inspected and cleaned every year.
- Install smoke alarms in every bedroom, outside each sleeping area, and on every level of the home. Test smoke alarms monthly.
- Install and maintain carbon monoxide alarms to avoid the risk of carbon monoxide poisoning.



The name and image of Sparky are registered trademarks of NFPA.



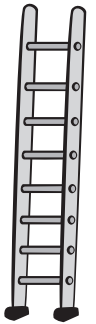



# FAMILY ACTIVITY



## A Warm Family Meal

Create a fun story the whole family will love! Work together to fill in the blanks (don't peek!). Then read the story aloud. Repeat again and again to make a new story each time! Have fun and be as silly as you want!!



- |                              |                               |
|------------------------------|-------------------------------|
| 1. Your Family's Name: _____ | 14. Plural Noun: _____        |
| 2. Adjective: _____          | 15. Adjective: _____          |
| 3. A Food: _____             | 16. Silly Adult Name: _____   |
| 4. A Food: _____             | 17. Same Girl's Name: _____   |
| 5. Kind of Animal: _____     | 18. Exclamation: _____        |
| 6. Pet Name: _____           | 19. Same Boy's Name: _____    |
| 7. Plural Food: _____        | 20. Adjective: _____          |
| 8. Silly Word: _____         | 21. An Emotion: _____         |
| 9. Boy's Name: _____         | 22. Animal Sound: _____       |
| 10. Silly Adult Name: _____  | 23. Pet Name: _____           |
| 11. Adjective: _____         | 24. Verb + ing: _____         |
| 12. Noun: _____              | 25. Your Family's Name: _____ |
| 13. Girl's Name: _____       | 26. Adjective: _____          |

The \_\_\_\_\_ family enjoyed a \_\_\_\_\_ dinner of cheesy \_\_\_\_\_ and buttery \_\_\_\_\_ . Their pet \_\_\_\_\_ , \_\_\_\_\_ , begged for \_\_\_\_\_ at their feet.

" \_\_\_\_\_ , it's cold in here!" said \_\_\_\_\_ . "Let's set up the space heater."

"After dinner," said \_\_\_\_\_ . "First you have to move your \_\_\_\_\_ . We need to leave three feet of space around the heater."

"Can we light a fire in the fireplace instead?" asked \_\_\_\_\_ . "Then he won't have to move his stinky \_\_\_\_\_ ."

"Very \_\_\_\_\_ , " said \_\_\_\_\_ . "Well, we did have the chimney cleaned and inspected this year. I also put a new screen in front of the fireplace."

"Plus, we tested our smoke alarms just last week," said \_\_\_\_\_ . " \_\_\_\_\_ !" shouted \_\_\_\_\_ . "The \_\_\_\_\_ glow of the fireplace always makes me \_\_\_\_\_ ."

" \_\_\_\_\_ " exclaimed \_\_\_\_\_ , \_\_\_\_\_ around the room.

The \_\_\_\_\_ laughed and enjoyed the \_\_\_\_\_ fireplace.

When the smoke alarm sounds, **get outside and stay outside.**  
Go to your **outside meeting place. Call 9-1-1** from a mobile phone or a trusted neighbor's phone.  
Stay outside until the fire department tells you it is safe to go back inside.

# Smoke Alarms: Make Them Work For You!™



You could have as little as two minutes to get out safely once the smoke alarm sounds. Working smoke alarms give you early warning so you can get outside quickly.

## Installation

- Install smoke alarms in every bedroom, outside each separate sleeping area (like a hallway), and on each level (including the basement) of the home.
- When installing, follow the instructions that come with the smoke alarm.
- For the best protection, interconnect all smoke alarms. When one sounds, they all sound. It is important to have interconnected smoke alarms if you sleep with the bedroom doors closed.
- A smoke alarm should be on the ceiling or high on a wall.

## How to Choose an Alarm

It is important to purchase a smoke alarm that is listed by a qualified testing laboratory. The two most common types of smoke alarms are ionization and photoelectric alarms.

- For the best protection, or where extra time is needed to wake up or help others, both types of alarms or dual sensor ionization-photoelectric alarms are recommended.
- An ionization smoke alarm is more responsive to flaming fires and a photoelectric smoke alarm is more responsive to smoldering fires.
- Photoelectric smoke alarms are the best type of alarms to be installed near the kitchen and bathrooms to reduce nuisance alarms.

## Testing and Maintenance

- Test smoke alarms at least once a month by pushing the test button.
- Follow the manufacturer's instructions for cleaning to keep smoke alarms working.

## Replacement

- Smoke alarms with non-replaceable (long-life) batteries are designed to remain effective for up to 10 years. If the alarm chirps, warning that the battery is low, replace the entire smoke alarm right away.
- For smoke alarms that do not have non-replaceable (long-life) batteries, replace batteries at least once a year. If the alarm chirps, replace only the battery.



# SIGNIFICANT INCIDENT

## Cedar Lee Fire. Incident #2025-00200



Fire at the construction site of the Marquee apartments at Cedar Lee in Cleveland Heights on January 24, 2025.

Approx. 40 companies operated for 20+ hours.

UHFD Command 1153 & Tower 1121 arrived on scene with simultaneously with CHFD units. UHFD 1121 pumped for 22 hours and flowed approx.. 600k gallons of water.

Per Mayor Brennan:

We were fortunate that the building was under construction and empty, and no lives were lost. We were challenged that the building was under construction and fire suppression systems were not yet activated. We were challenged by the cold and the wind, and the water blowing everywhere, forming ice on everything and everybody. Perhaps most of all, we were fortunate – to the extent that we created our own fortune though strong work, that all the 40-some fire companies from UHFD, CHFD and the rest kept the fire contained to the Marquee construction site. We did not lose the Cedar Lee Theater. We did not lose the buildings housing the various stores and businesses on Lee Road. We did not lose Heights High School. We did not lose homes in the adjacent neighborhood. This was bad, and your work kept it from being so much worse.





# GET TO KNOW US!

*Community Risk Reduction is a crucial function of the University Heights Fire Department. Our Fire Prevention Bureau manages the following programs:*

- *CPR Training*
- *Home Safety Inspection*
- *Smoke Detector Installation*
- *Car Seat Installation*
- *Lock Box Installation*
- *Fire House Open House*
- *Extinguisher Training*
- *Blood Pressure & Health Screenings*
- *Block Parties*
- *Station Tours*
- *Safety Talks*



**CONTACT INFORMATION:**

216-321-1939 ~ 216-932-8584 FAX  
[firedepartment@universityheights.com](mailto:firedepartment@universityheights.com)

University Heights Fire Department  
3980 Silsby Road ~ University Heights, OH 44118

**FOLLOW US:**

[www.universityheights.com/departments/fire](http://www.universityheights.com/departments/fire)  
<https://www.facebook.com/UniversityHeightsFire/>  
[https://www.instagram.com/university\\_heights\\_fire\\_dept/](https://www.instagram.com/university_heights_fire_dept/)