



UNIVERSITY HEIGHTS FIRE DEPARTMENT

Monthly Report

November 2024

The University Heights Fire Department must always be vigilant and alert to its mission to fight fires, save lives and property, and be prepared to respond to any emergency.

Employee Spotlight



FF Lewis, FF Nees, and FF Krieger were recognized on November 7, 2024 for exceptional and professional patient care for a unresponsive choking and not breathing patient. Their care and actions resulted in successful life-saving pre-hospital care.



FF Lewis



FF Nees



FF Krieger

WORK ANNIVERSARIES



Captain Doug Robinson
24 Years of Dedicated Service



DEPARTMENT STATISTICS


Incidents by Service Type

Types of Calls	Nov. 2024	Nov. 2023	Year to Date (2024)	Year to Date (2023)	Percent Difference
FIRE/RESCUE	74	63	914	992	7.86%
EMERGENCY MEDICAL	105	108	1,252	1,182	5.92%
PUBLIC SERVICE	9	13	154	204	24.51%
TOTAL INCIDENTS	188	184	2,320	2,378	2.44%

Mutual/Auto Aid Incidents

Types of Aid	Nov. 2024	Nov. 2023	Year to Date (2024)	Year to Date (2023)
AID GIVEN	41	46	443	556
AID RECEIVED	18	31	217	241
TOTAL INCIDENTS	59	77	660	797

Average Response Times

	Nov. 2024	Nov. 2023	Year to Date (2024)	Year to Date (2023)
	4:10	4:13	4:12	3:59

<i>Overlapping Calls</i>	Nov. 2024	Nov. 2023	Year to Date (2024)	Year to Date (2023)
	50	35	547	591

Property Valued Saved/Loss for November 2024

TOTAL POTENTIAL PROPERTY LOSS	\$30,000.00
TOTAL PROPERTY LOSS (FIRE)	\$7,500.00
TOTAL PROPERTY SAVED (FIRE)	\$22,500.00

<i>Monthly Training Hours</i>	November 2024	Year to Date (2024)
	658 hours	9,571 hours



FIRE PREVENTION BUREAU COMMUNITY & RISK REDUCTION



Community Engagement

HOME FIRE SAFETY INSPECTION	2
CAR SEAT INSTALLATION	1
OTHER	3



FPB Inspections

ANNUAL INSPECTIONS	60
REFERRAL/CONSULTATIONS	1
FIRE ALARM TESTS	7
REINSPECTIONS	7
SPRINKLER ACCEPTANCE TEST	1
THIRD INSPECTION	5
FOURTH INSPECTION	6
PLAN REVIEW	1
PAPERWORK	3
HOOD TEST	2
ADOPTION/FOSTER HOME INSPECTION	1



Excellence *through* TRAINING



East Tech Training

UHFD technical rescue team members participated in Dive and Boat training in the month of November.

Fire & Rescue Training

- Pump Operator
- Aerial OPS
- Ground Ladders
- Driver Training



EMS Training

Monthly EMS Topic

2024 Protocol Updates - Cardiology
EMS Protocol Treatment and Transport Review
Provided by our Medical Control Provider,
University Hospital



Sparky® Says: Stay Safe and Warm This Winter

Home Heating
Information
Sheet for
Families



Dear Family,

It's winter! The days are shorter, the outside temperature is lower, and in some places it's cold, icy, and snowy. No matter where you live, winter brings a change in season and a **time to think about home-heating safety.**

The National Fire Protection Association (NFPA) has developed the following **safety tips** and **fun family activity** to help you stay safe this winter.

Best wishes for a warm and safe winter season!




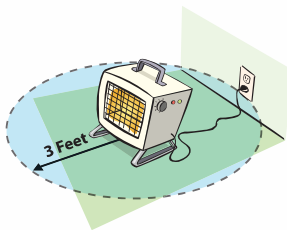
Turn the
page for
a fun Family
Activity!

Sparky's Home-Heating Safety Tips

Hang this checklist on your refrigerator to remember to stay safe and warm this (and every!) winter.

Safety tips:

- Keep anything that can burn at least three feet from heating equipment (furnace, woodstove, or portable heater).
- Do not use your oven to heat your home.
- Portable space heaters should be turned off every time you leave the room and before going to bed.
- Make sure your fireplace has a sturdy screen to prevent sparks from flying into the room.
- Allow fireplace and woodstove ashes to cool before disposing in a metal container.



- Have heating equipment and chimneys inspected and cleaned every year.
- Install smoke alarms in every bedroom, outside each sleeping area, and on every level of the home. Test smoke alarms monthly.
- Install and maintain carbon monoxide alarms to avoid the risk of carbon monoxide poisoning.



The name and image of Sparky are registered trademarks of NFPA.



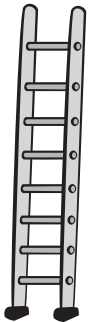



FAMILY ACTIVITY



A Warm Family Meal

Create a fun story the whole family will love! Work together to fill in the blanks (don't peek!). Then read the story aloud. Repeat again and again to make a new story each time! Have fun and be as silly as you want!!



- | | |
|------------------------------|-------------------------------|
| 1. Your Family's Name: _____ | 14. Plural Noun: _____ |
| 2. Adjective: _____ | 15. Adjective: _____ |
| 3. A Food: _____ | 16. Silly Adult Name: _____ |
| 4. A Food: _____ | 17. Same Girl's Name: _____ |
| 5. Kind of Animal: _____ | 18. Exclamation: _____ |
| 6. Pet Name: _____ | 19. Same Boy's Name: _____ |
| 7. Plural Food: _____ | 20. Adjective: _____ |
| 8. Silly Word: _____ | 21. An Emotion: _____ |
| 9. Boy's Name: _____ | 22. Animal Sound: _____ |
| 10. Silly Adult Name: _____ | 23. Pet Name: _____ |
| 11. Adjective: _____ | 24. Verb + ing: _____ |
| 12. Noun: _____ | 25. Your Family's Name: _____ |
| 13. Girl's Name: _____ | 26. Adjective: _____ |

The _____ (1. Your Family's Name) family enjoyed a _____ (2. Adjective) dinner of cheesy _____ (3. A Food) and buttery _____ (4. A Food). Their pet _____ (5. Kind of Animal), _____ (6. Pet Name), begged for _____ (7. Plural Food) at their feet.

"_____ (8. Silly Word), it's cold in here!" said _____ (9. Boy's Name). "Let's set up the space heater."

"After dinner," said _____ (10. Silly Adult Name). "First you have to move your _____ (11. Adjective) _____ (12. Noun). We need to leave three feet of space around the heater."

"Can we light a fire in the fireplace instead?" asked _____ (13. Girl's Name). "Then he won't have to move his stinky _____ (14. Plural Noun)."

"Very _____ (15. Adjective)," said _____ (16. Silly Adult Name). "Well, we did have the chimney cleaned and inspected this year. I also put a new screen in front of the fireplace."

"Plus, we tested our smoke alarms just last week," said _____ (17. Same Girl's Name).
"_____ (18. Exclamation)!" shouted _____ (19. Same Boy's Name). "The _____ (20. Adjective) glow of the fireplace always makes me _____ (21. An Emotion)."

"_____ (22. Animal Sound)" exclaimed _____ (23. Pet Name), _____ (24. Verb + ing) around the room.

The _____ (25. Your Family's Name) laughed and enjoyed the _____ (26. Adjective) fireplace.

Christmas Tree Safety



As you deck the halls this holiday season, be fire smart. A small fire that spreads to a Christmas tree can grow large very quickly.



PICKING THE TREE

- Choose a tree with fresh, green needles that do not fall off when touched.




PLACING THE TREE

- Before placing the tree in the stand, cut 2" from the base of the trunk.
- Make sure the tree is at least three feet away from any heat source, like fireplaces, radiators, candles, heat vents or lights.
- Make sure the tree is not blocking an exit.
- Add water to the tree stand. Be sure to add water daily.



LIGHTING THE TREE

- Use lights that are listed by a qualified testing laboratory. Some lights are only for indoor or outdoor use.
- Replace any string of lights with worn or broken cords or loose bulb connections. Read manufacturer's instructions for number of light strands to connect.
- Never use lit candles to decorate the tree.
- Always turn off Christmas tree lights before leaving home or going to bed.



After Christmas

Get rid of the tree after Christmas or when it is dry. Dried-out trees are a fire danger and should not be left in the home or garage, or placed outside against the home.

Check with your local community to find a recycling program.

Bring outdoor electrical lights inside after the holidays to prevent hazards and make them last longer.

FACTS

- ! **Almost one third** of home Christmas tree fires are caused by electrical problems.
- ! Although Christmas tree fires are not common, when they do occur, they are more likely to be serious.
- ! A heat source too close to the tree causes more than **one in every five** of the fires.



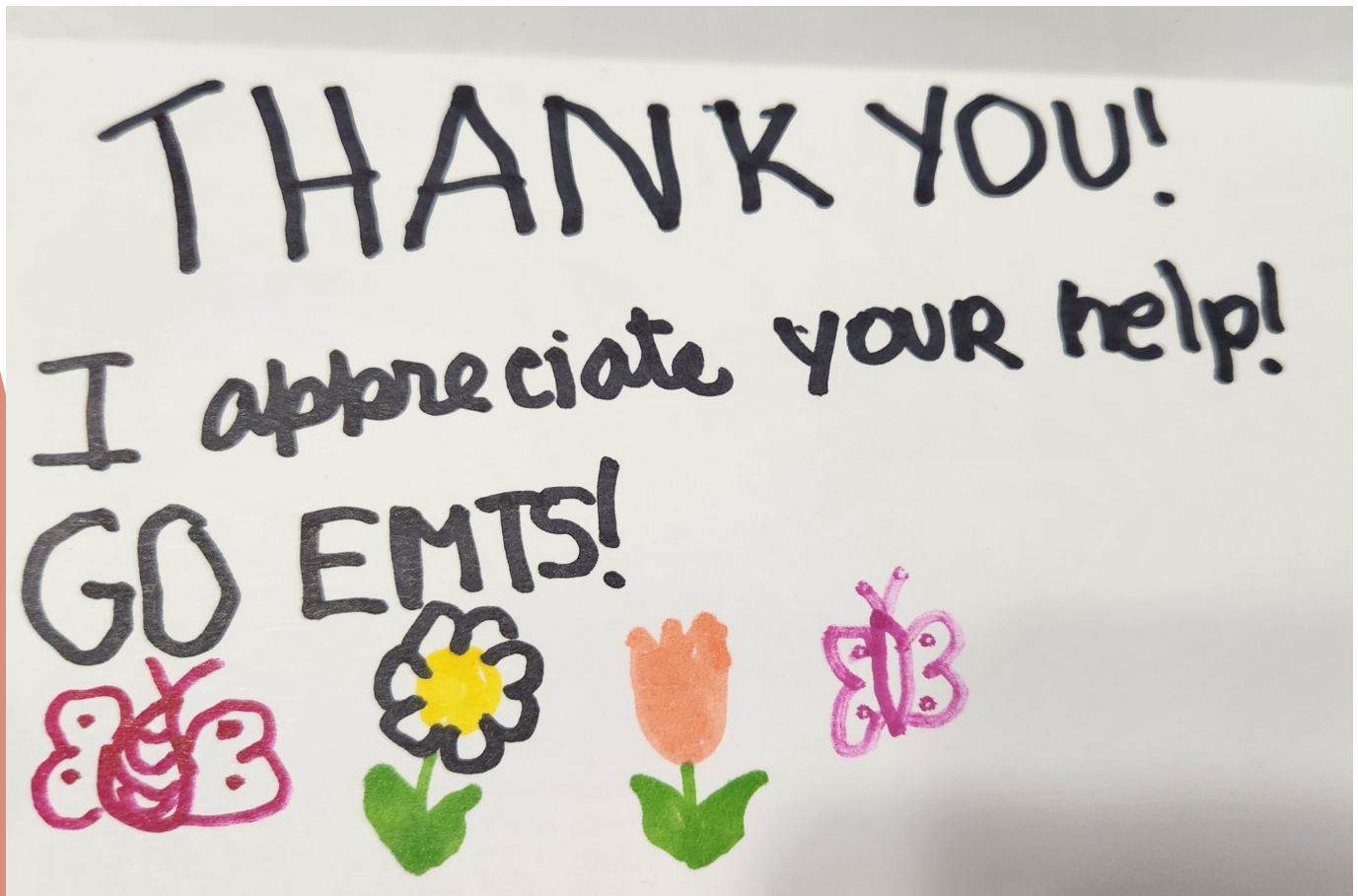
Your Source for SAFETY Information

NFPA Public Education Division • 1 Batterymarch Park, Quincy, MA 02169



IN THEIR OWN WORDS...

The members of the University Heights Fire Department are dedicated to serving the members of the community. We often receive notes or pictures of gratitude from members of the community. This picture was recently received by members of our community:





GET TO KNOW US!

Community Risk Reduction is a crucial function of the University Heights Fire Department. Our Fire Prevention Bureau manages the following programs:

- *CPR Training*
- *Home Safety Inspection*
- *Smoke Detector Installation*
- *Car Seat Installation*
- *Lock Box Installation*
- *Fire House Open House*
- *Extinguisher Training*
- *Blood Pressure & Health Screenings*
- *Block Parties*
- *Station Tours*
- *Safety Talks*



CONTACT INFORMATION:

216-321-1939 ~ 216-932-8584 FAX
firedepartment@universityheights.com

*University Heights Fire Department
3980 Silsby Road ~ University Heights, OH 44118*

FOLLOW US:

www.universityheights.com/departments/fire
<https://www.facebook.com/UniversityHeightsFire/>
https://www.instagram.com/university_heights_fire_dept/