



CONSULTANTS TO MANAGEMENT

**MEMORANDUM**

**TO:** Members of Council  
City of University Heights

**FROM:** Michael J. Zhelesnik, Account Manager  
Clemans Nelson & Associates, Inc.

**CC:** Mayor, Finance Director, Law Director

**DATE:** November 1, 2023

**SUBJ:** Executive Summary of Salary Ordinance

---

On November 6<sup>th</sup>, a salary ordinance will be submitted to Council for review and adoption. The ordinance provides salary ranges for all non-bargaining unit positions in the City. The goal of adopting this ordinance is to memorialize current employee pay rates and provide flexibility within the range to provide general wage increases to staff without having to continually revise a salary ordinance. The following information is provided to explain the importance of adopting this ordinance as well as its substantive composition:

1. Over the past several years, the City’s outside Auditor has indicated the need for a salary ordinance in order to avoid an audit finding. Importantly, the Auditor has noted the need for such an ordinance in a Management Letter – not an audit finding. However, the Auditor has further indicated that the issue will no longer be notated via a Management Letter and that the City needs to adopt a salary ordinance.
2. The salary ordinance memorializes current staff wages while simultaneously providing flexibility within the range to provide general wage increases without revising the ordinance. General wage increases apply only within the salary range. An employee would not receive a general wage increase if they are at the top of the range.
3. The salary ordinance does not provide wage increases by its mere adoption. Rather, the ordinance codifies current pay rates. The ranges establish an entry rate and a top rate. Depending upon the specific position, there is approximately a 40% to 50% range

between the entry rate and top rate. New employees may not be hired at a rate above the midpoint of the established range.

4. The ranges establish base rate compensation. The ranges do not anticipate any ancillary or fringe benefit provided by the City.

I hope you find this information helpful. Please do not hesitate to contact me with any questions or clarifications.

This information and/or recommendation(s) are based on our experience as a management consulting firm with high standards for quality of work. The recommendations, opinions, and references are accurate and authoritative information about the subject matter covered but are not legal opinions. Please feel free to share the following information with legal counsel if I have not already copied him or her on this memo. Thank you.

**ORDINANCE NO. 2023-62**

**INTRODUCED BY: MAYOR MICHAEL DYLAN BRENNAN**

**AN ORDINANCE ESTABLISHING THE SALARY RANGE AND PAY-RATE RANGE FOR NON-BARGAINING UNIT EMPLOYEES, AND DECLARING AN EMERGENCY.**

**WHEREAS**, Council wishes to memorialize current staff wages while providing flexibility within the salary and pay ranges to provide for general wage increases without having to revise its salary and pay range ordinance; and

**WHEREAS**, Council will still determine rates of pay through its annual appropriation ordinances; and

**WHEREAS**, this ordinance is intended to establish base rates of pay, and does not include the value of any health care and hospitalization insurance benefits or any other fringe benefits that may be offered by the City to employees from time to time;

**NOW, THEREFORE, BE IT ORDAINED BY THE COUNCIL OF THE CITY OF UNIVERSITY HEIGHTS, OHIO THAT:**

**Section 1.** Council hereby establishes salary ranges and ranges for hourly rates of pay for non-bargaining unit employees of the City as set forth in Exhibit A hereto, a copy of which is attached and which is incorporated herein by reference as if fully rewritten.

**Section 2.** The salary ranges and ranges for hourly rates of pay established in this ordinance are rates of base compensation, and do not include the value of any health and hospitalization insurance or any other fringe benefits that may be offered by the City to employees from time to time.

**Section 3.** It is hereby found and determined that all formal actions of this Council concerning and relating to the passage of this ordinance were adopted in an open meeting of this Council, and that all deliberations of this Council and any of its committees that resulted in such formal action, were in meetings open to the public, in compliance with all legal requirements.

**Section 4.** This Ordinance is hereby declared to be an emergency measure necessary for the immediate preservation of the public peace, health and safety of the City and for the further reason that the salary ranges and pay rates be established as soon as possible; wherefore, this ordinance shall be in full force and effect from and immediately after its adoption and approval by the Mayor.

**CITY OF UNIVERSITY HEIGHTS, OHIO**

**\_\_\_\_\_  
MICHAEL DYLAN BRENNAN, MAYOR**

**PASSED: \_\_\_\_\_**

**ATTEST:**

**\_\_\_\_\_  
KELLY M. THOMAS, CLERK OF COUNCIL**

**APPROVED AS TO FORM:**

**\_\_\_\_\_  
LUKE F. MCCONVILLE, LAW DIRECTOR**

**EXHIBIT A**

(Attach Excel Spreadsheet)



## City of University Heights Salary Ordinance

<u>Department</u>	<u>Classification</u>	<u>Base Pay Range/Rate</u>	<u>Employee Status</u>
Administration	Assistant to the Mayor on Special Projects	\$55,000.00 - \$82,500.00	Full-Time
	Front Desk Receptionist	Not to Exceed: \$26.00	Full-Time
	Intern	Not to Exceed: \$15.00	Part-Time
Civic Engagement	Director of Communications and Civic Engagement	\$65,000.00 - \$97,500.00	Full-Time
Clerk of Council	Clerk of Council	\$65,000.00 - \$85,000.00	Full-Time
	Assistant Clerk of Council	\$19.23 - \$28.85	Part-Time
Economic Development	Economic Development Director	\$65,000.00 - \$97,500.00	Full-Time
Finance	Finance Director (FT)	\$110,000.00 - \$150,000.00	Full-Time
	Finance Director (PT)	\$31.25 - \$46.88	Part-Time
	Deputy Finance Director (FT)	\$65,000.00 - \$85,000.00	Full-Time
	Deputy Finance Director (PT)	\$31.25 - \$40.87	Part-Time
	Finance Associate (Payroll/Benefits Manager) (FT)	\$45,000.00 - \$67,500.00	Full-Time
	Finance Associate (Payroll/Benefits Manager) (PT)	\$21.63 - \$32.45	Part-Time
Fire	Fire Chief	\$110,000.00 - \$150,000.00	Full-Time
	Executive Captain	\$110,000.00 - \$135,000.00	Full-Time
	Administrative Assistant I	\$45,000.00 - \$67,500.00	Full-Time
	Administrative Assistant II	\$40,000.00 - \$60,000.00	Full-Time
Housing	Housing and Community Development Director	\$65,000.00 - \$97,500.00	Full-Time
	Administrative Assistant I	\$45,000.00 - \$67,500.00	Full-Time
	Administrative Assistant II	\$40,000.00 - \$60,000.00	Full-Time
	Housing Inspector	\$40,000.00 - \$60,000.00	Full-Time
	Intern, Coordinating Specialist	Not to Exceed: \$15.00	Part-Time
Lands and Building	Maintenance	\$31,200.00 - \$46,800.00	Full-Time
Police/Traffic Control	Police Chief	\$110,000.00 - \$150,000.00	Full-Time
	Administrative Assistant I	\$45,000.00 - \$67,500.00	Full-Time
	Administrative Assistant II	\$40,000.00 - \$60,000.00	Full-Time
	Crossing Guard	Not to Exceed: \$18.00	Part-Time
Public Service/Refuse Collection	Service Department Director	\$85,000.00 - \$100,000.00	Full-Time
	Assistant Service Director	\$65,000.00 - \$97,500.00	Full-Time
Summer Recreation/Pool	Recreation Director	Not to Exceed: \$28.00	Seasonal Part-Time
	Pool Manager		Seasonal Part-Time
	Assistant Pool Manager		Seasonal Part-Time
	Tennis Instructor	Not to Exceed: \$18.00	Seasonal Part-Time
	Pool Shift Manager		Seasonal Part-Time
	Lifeguard		Seasonal Part-Time
	Guard/WSI		Seasonal Part-Time
	Front Desk		Seasonal Part-Time
	Pool Concessions		Seasonal Part-Time
	Front Desk & Concessions		Seasonal Part-Time
	Pool Janitor		Seasonal Part-Time
	Pool Attendant/Crossing Guard		Seasonal Part-Time

\*Part-time employees shall work no more than thirty-four (34) hours per week.

\*Part-Time employees shall not be eligible for City Holiday or Vacation benefits.

\*Seasonal Part-Time employees shall not be eligible for City healthcare benefits.

\*No newly hired employee may be hired at a wage rate that exceeds the midpoint of the pay range.

\*General wage increases may be awarded **WITHIN** the salary ranges listed in the Salary Table.

\*Base Rate is for salary only (i.e., other payments for eligible benefits and allowances, including healthcare waivers, longevity, leave payouts, etc., are not include in base rates.



# Resolution

2023-67

**INTRODUCED BY: ALL OF COUNCIL**

**A RESOLUTION RECOGNIZING THE ACCOMPLISHMENTS OF CLEVELAND HEIGHTS-UNIVERSITY HEIGHTS HIGH SCHOOL SENIOR NATHANIEL H. TISCH, WHO HAS ACHIEVED THE RANK OF EAGLE SCOUT.**

**WHEREAS**, the rank of Eagle Scout is the 7<sup>th</sup> and highest rank of the Boy Scouts of America; and

**WHEREAS**, less than 10% of all Boy Scouts complete the journey to become an Eagle Scout; and

**WHEREAS**, the dedication to achieve the rank of Eagle Scout requires a commitment to integrating into one's life the lessons of Life-Long-Learning, Resourcefulness and Leadership; and

**WHEREAS**, the multi-year journey to the Eagle Scout rank is one of the most demanding and transformative experiences a young person can undertake. Along the way, an Eagle Scout acquires skills through the merit badge program, develops confidence in the outdoors, practices leadership, and plans, develops and implements a service project for the benefit of their community; and

**WHEREAS**, Nathaniel Tisch dedicated his Eagle Scout service project to beautifying the landscape at the University Heights Library, bringing together 16 volunteers who dedicated 80 volunteer hours to make the landscape plan a reality; and

**WHEREAS**, as a member of Boy Scouts of American Troop 179, Lake Erie Council Nathaniel Tisch successfully completed his Eagle Scout Board of Review on August 18, 2023, and

**WHEREAS**, Nathaniel Tisch of University Heights is a senior at Cleveland Heights University Heights High School, a four-year member of the Varsity Swim Team and a member of the school Orchestra as a violinist; and

**WHEREAS**, Nathaniel Tisch also lends his musical talents to the Cleveland Orchestra Youth Orchestra; and

**WHEREAS**, Nathaniel Tisch puts his swimming skills to use as a Purvis Park Lifeguard; and

**WHEREAS**, the members of the University Heights City Council, whose names are affixed below, wish to recognize, applaud and make public to the residents of University Heights Nathaniel Tisch's many achievements;

**NOW, THEREFORE, BE IT RESOLVED BY THE COUNCIL OF THE CITY OF UNIVERSITY HEIGHTS, OHIO THAT:**

**Section 1.** Council hereby offers its sincere congratulations to Nathaniel H. Tisch for achieving the rank of Eagle Scout. Council further applauds Nathaniel H. Tisch for his stellar career as a student at Cleveland Heights-University Heights High School. Council wishes Nathaniel H. Tisch well in all of his future endeavors.



# Resolution

**Section 2.** It is hereby found and determined that all formal actions of this Council concerning and relating to the passage of this ordinance were adopted in an open meeting of this Council, and that all deliberations of this Council and any of its committees that resulted in such formal action, were in meetings open to the public, in compliance with all legal requirements.

CITY OF UNIVERSITY HEIGHTS, OHIO

\_\_\_\_\_  
MICHAEL DYLAN BRENNAN, MAYOR

\_\_\_\_\_  
MICHELE WEISS, VICE MAYOR

\_\_\_\_\_  
JOHN RACH, COUNCIL

\_\_\_\_\_  
SHERI SAX, COUNCIL

\_\_\_\_\_  
BRIAN KING, COUNCIL

\_\_\_\_\_  
THERESE MARSHALL, COUNCIL

\_\_\_\_\_  
WINIFRED WEIZER, COUNCIL

\_\_\_\_\_  
CHRISTOPHER COONEY, COUNCIL

PASSED: \_\_\_\_\_

ATTEST:

\_\_\_\_\_  
KELLY M. THOMAS, CLERK OF COUNCIL

APPROVED AS TO FORM:

\_\_\_\_\_  
LUKE F. MCCONVILLE, LAW DIRECTOR

**ORDINANCE NO. 2023-57**

**INTRODUCED BY: MAYOR MICHAEL DYLAN BRENNAN**

**AN ORDINANCE APPROVING THE AMENDMENT OF ARTICLE V(I) OF THE BYLAWS OF THE NORMA SELF-INSURANCE POOL, INC., AND DECLARING AN EMERGENCY**

**WHEREAS**, since the passage of the original By-Laws of the NORMA Self-Insurance Pool, Inc. in 1987, technology has developed to the point that virtual meetings, with full video and audio capabilities, are regularly utilized in both the private and public sector; and

**WHEREAS**, during the COVID-19 pandemic, Substitute HB 197 permitted public bodies to conduct meetings virtually using teleconferencing and/or video conferencing; and

**WHEREAS**, NORMA understands that it is not required to comply with the Ohio Sunshine Law embodied in RC § 121.22, and desires to utilize teleconferencing and/or video conferencing to conduct the meetings of the Board of Trustees from time to time; and

**WHEREAS**, that pursuant to Article V(i) of the By-Laws, the NORMA Board recommends that Article VI of the By-Laws be amended to add additional provisions to permit meetings to be held via teleconferencing and/or video conferencing, as is set forth in Exhibit A attached hereto (“Proposed Amendment”); and

**WHEREAS**, that pursuant to Article V(i)(2) of the By-Laws, the Proposed Amendment shall take effect only upon passage by at least two-thirds (2/3) of the legislative bodies of the Members.

**NOW, THEREFORE, BE IT ORDAINED BY THE COUNCIL OF THE CITY OF UNIVERSITY HEIGHTS, OHIO THAT:**

Section 1: That the City OF University Heights hereby accepts the recommendation of the Norma Board of Trustees and approves the Proposed Amendment in the form and substance as is attached hereto as Exhibit A.

Section 2: That it is hereby found and determined that all formal actions of this Council concerning and relating to the passage of this Ordinance were adopted in an open meeting of this Council, and that all deliberations of this Council and of any of its committees on or after November 28, 1975, that resulted in such formal actions, were in meetings open to the public in compliance with all legal requirements, including Section 121.22 of the Ohio Revised Code.

Section 3: This Ordinance is hereby declared to be an emergency measure necessary for the immediate preservation of the public peace, health, safety, and welfare of the City and for the further reasons that this Ordinance must be immediately effective to enable the City to continue in its efficient participation with the Norma Self-Insurance Pool, Inc. Wherefore, this Ordinance shall be in full force and effect from and immediately after its passage and approval by the Mayor.

**CITY OF UNIVERSITY HEIGHTS, OHIO**

**MICHAEL DYLAN BRENNAN, MAYOR**

**PASSED:** \_\_\_\_\_

**ATTEST:**

**KELLY M. THOMAS, CLERK OF COUNCIL**

**APPROVED AS TO FORM:**

**LUKE F. MCCONVILLE, LAW DIRECTOR**

**EXHIBIT A**

Proposed Amendment to NORMA bylaws

## BOARD OF TRUSTEES' RESOLUTION

The undersigned members of the Board of Trustees of NORMA Self-Insurance Pool, Inc., pursuant to Article V of the By-laws and the provisions O.R.C. § 1702.01, *et seq.*, hereby state and resolve as follows:

**WHEREAS**, since the passage of the original By-Laws of the NORMA Self-Insurance Pool, Inc. in 1987, technology has developed to the point that virtual meetings, with full video and audio capabilities, are regularly utilized in both the private and public sector; and

**WHEREAS**, during the COVID-19 pandemic, Substitute HB 197 permitted public bodies to conduct meetings virtually using teleconferencing and/or video conferencing;

**WHEREAS**, NORMA understands that it is not required to comply with the Ohio Sunshine Law embodied in RC § 121.22, and desires to utilize teleconferencing and/or video conferencing to conduct the meetings of the Board of Trustees

**BE IT HEREBY RESOLVED**, that pursuant to Article V(i) of the By-Laws, the NORMA Board recommends that Article VI of the By-Laws be amended to add additional provisions to permit meetings to be held via teleconferencing and/or video conferencing, as is set forth in Exhibit A attached hereto ("Proposed Amendment");

**BE IT FURTHER RESOLVED**, that pursuant to Article V(i)(2) of the By-Laws, the Proposed Amendment shall take effect only upon passage by at least two-thirds (2/3) of the legislative bodies of the Members.

**IN WITNESS WHEREOF**, the undersigned members of the Board of Trustees of NORMA Self-Insurance Pool, Inc., hereby set their hands this 20<sup>th</sup> day of September, 2023, at Cleveland, Ohio.

**Exhibit A**

**ARTICLE VI. Board of Trustees Meetings.**

\* \* \*

(c) Except as otherwise provided in these bylaws, regular and special meetings of the Board may be conducted through use of Internet meeting services designated by the President that support voting by the members of the Board of Trustees either verbally or by a computer entry, visible displays identifying those participating, identifying those seeking recognition to speak, audio and/or video transmission of (or permitting the retrieval of) pending motions and showing the results of votes. These electronic meetings of the Board shall be subject to all rules adopted by the Board, which may include any reasonable limitations on, and requirements for Board members' participation. Any such rules adopted by the Board shall supersede any conflicting rules in the parliamentary authority, but may not otherwise conflict with or alter any rule or decision of the By-Laws. An anonymous vote conducted through the designated Internet meeting service shall be deemed a ballot vote, fulfilling any requirement in the bylaws or rules that a vote be conducted by ballot.

(d) Some particular meeting or meetings of the Board shall be held in person either (a) when the President or First Vice-President has obtained written consent for this from every Board member, or (b) when ordered by the Board, by a two-thirds vote with previous notice of a motion to do so having been given.



City of Bedford Heights

Ted Gordon

Village of Chagrin Falls

Angela Mergue

City of Eastlake

\_\_\_\_\_

City of Highland Heights

Joseph S. Filippis

City of Hudson

[Signature]

City of Maple Heights

Nicole M. McMan

City of Mayfield Heights

Paul Fegan

City of Richmond Heights

\_\_\_\_\_

City of Solon

Matthew Deane

City of South Euclid

Amy Himmelsin

City of University Heights

Dave



**ORDINANCE NO. 2023-58**

**INTRODUCED BY: MAYOR MICHAEL DYLAN BRENNAN**

**AN ORDINANCE AUTHORIZING THE MAYOR TO ENTER INTO AN CONTRACT FOR RETAIL NATURAL GAS SERVICE WITH NOPEC AND DECLARING AN EMERGENCY**

**WHEREAS**, the City wishes to enter into a 24-month contract for the City’s street lighting expenses;

**NOW, THEREFORE, BE IT ORDAINED BY THE COUNCIL OF THE CITY OF UNIVERSITY HEIGHTS, OHIO THAT:**

**Section 1.** Council hereby authorizes the Mayor to enter into an Agreement for Retail Natural Service with NOPEC, on the terms and conditions as set forth in Exhibit A hereto, a copy of which is attached and which is incorporated herein by reference as if fully rewritten.

**Section 2.** It is hereby found and determined that all formal actions of this Council concerning and relating to the passage of this ordinance were adopted in an open meeting of this Council, and that all deliberations of this Council and any of its committees that resulted in such formal action, were in meetings open to the public, in compliance with all legal requirements.

**Section 3.** This Ordinance is hereby declared to be an emergency measure necessary for the immediate preservation of the public peace, health and safety of the City and for the further reason that Council wishes to enter into the contract as soon as possible; wherefore, this ordinance shall be in full force and effect from and immediately after its adoption and approval by the Mayor.

**CITY OF UNIVERSITY HEIGHTS, OHIO**

\_\_\_\_\_  
**MICHAEL DYLAN BRENNAN, MAYOR**

**PASSED:** \_\_\_\_\_

**ATTEST:**

\_\_\_\_\_  
**KELLY M. THOMAS, CLERK OF COUNCIL**

**APPROVED AS TO FORM:**

\_\_\_\_\_  
**LUKE F. MCCONVILLE, LAW DIRECTOR**

**EXHIBIT A**

(Attach NOPEC Services Contract)



**NATURAL GAS SALES  
AGREEMENT  
BASE CONTRACT**

OHIO  
Preferred NOPEC Municipal Pricing Program  
(Non-Aggregation)  
DEO (Mcf)

This Natural Gas Sales Agreement ("Agreement") is between NextEra Energy Services Ohio, LLC ("Supplier") and City of University Heights ("Customer") (each a "Party" hereunder). Supplier shall provide Customer with Service under all of the terms and conditions stated in this Agreement, including this Base Contract, Addendum A, and Addendum B (the Terms of Service), attached hereto and made a part hereof, for Customer's natural gas utility ("Utility") accounts ("Accounts") identified in Addendum A. This Agreement is binding only if signed by both Parties.

	Supplier Contact Information	Customer Contact Information
INTERNET:	<a href="http://www.nexteraenergyservices.com">www.nexteraenergyservices.com</a>	
EMAIL:	<a href="mailto:OHServices@nexteraenergyservices.com">OHServices@nexteraenergyservices.com</a>	<a href="mailto:DKennedy@universityheights.com">DKennedy@universityheights.com</a>
MAILING ADDRESS:	NextEra Energy Services Ohio, LLC 601 Travis St., Ste 1400 Houston, TX 77002 ATTN: Contract Administration	City of University Heights 2300 Warrensville Center Road University Heights, OH 44118 ATTN: Dennis Kennedy
TELEPHONE:	855.667.3201	216.932.7800 ext 258
FAX:	800.627.8813	
HOURS:	24 hours a day, 7 days a week	

**CUSTOMER'S UTILITY: DEO    CUSTOMER'S FEDERAL TAX ID NUMBER:**

**PRODUCT DESCRIPTION:** Supplier will supply all of Customer's retail natural gas needs ("Service"), and Dominion Energy Ohio, Customer's natural gas utility ("Utility"), will deliver the gas that Customer buys under this Agreement to Customer's facility address.

**CONTRACT PRICE: \$3.91 Per Mcf.** The Price does not include taxes or Utility charges. "Unit" means Mcf. The Price excludes any Utility Charges, Pass-Through Charges, and Taxes as described in the Terms of Service.

**ESTIMATED START MONTH/YEAR; TERM:** Service for each Account will begin on the date on which the Utility enrolls the Account with our service, which is estimated to occur during the December 2023 billing period, and will last for 24 months ("Initial Term").

**HOLDOVER PRICE:** Holdover Price means the price set forth at <https://www.nexteraenergyservices.com/aggregations/ohio/holdover> for the utility in which Service is provided. The Holdover Price shall apply for Service provided by Supplier after the Initial Term if Supplier and Customer do not enter into a new or renewal agreement and Supplier continues to provide Service.

**TAX EXEMPTION:** A completed tax exemption certificate must accompany this Agreement. If no certificate is attached, Customer will remain subject to taxes until a valid certificate is received and processed.

**AUTHORITY:** Customer represent to Supplier: (i) the person signing this Agreement on your behalf is legally authorized to do so; (ii) the Agreement, when signed by both parties, will be valid and legally binding upon Customer and enforceable in accordance with its respective terms; (iii) Customer has full power and authority over the provision of natural gas supply to each of the Facility Service Addresses to which the account(s) pertain; and (iv) the execution, delivery and performance of this Agreement have been duly and validly authorized by all necessary corporate or other actions, which actions shall include, if Customer is a Ohio county, township, municipal corporation or other Ohio governmental entity, all actions required under Ohio state or local laws and/or regulations.

**By signing this Agreement, Customer hereby agrees, as of the Effective Date, that it has read and understands the Terms of Service of this Agreement.**

Customer	Supplier
Authorized Signature: _____	Authorized Signature: _____
Print Name: _____	Print Name: _____
Title: _____	Title: _____
Date: _____	Date: _____

**ADDENDUM A TO  
NATURAL GAS SALES AGREEMENT  
ACCOUNTS INCLUDED IN AGREEMENT**

**Customer Name:** City of University Heights  
**Natural Gas Distribution Utility:** Dominion Energy Ohio

Utility Account No.	Facility Service Address City, State and Zip	Billing Address City, State and Zip	New Account or Renewal?
0441400568603	14260 Cedar Rd Cleveland, OH 44121	2300 Warrensville Center Road University Heights, OH 44118	Renewal
5441100122450	2300 Warrensville Center Rd University Heights, OH 44118	2300 Warrensville Center Road University Heights, OH 44118	Renewal
3441100554748	3980 Silsby Rd University Heights, OH 44118	2300 Warrensville Center Road University Heights, OH 44118	Renewal
5441100568616	2300 Warrensville Center Rd Garage University Heights, OH 44118	2300 Warrensville Center Road University Heights, OH 44118	Renewal
1441100122444	3962 Silsby Rd University Heights, OH 44118	2300 Warrensville Center Road University Heights, OH 44118	Renewal

Customer Initials: \_\_\_\_\_

Date: \_\_\_\_\_

NextEra Energy Services Ohio, LLC Initials: \_\_\_\_\_

Date: \_\_\_\_\_

**NextEra Energy Services Ohio, LLC**  
**Addendum B to Natural Gas Sales Agreement Terms of Service**  
Preferred NOPEC Municipal Pricing Program (Non-Aggregation) - DEO

**Term.** This Agreement shall be effective upon the date it has been executed by both parties ("Effective Date"). Notwithstanding the "Estimated Start Month," if Customer is switching to Supplier, service from Supplier shall commence upon the date the Utility switches each Account to Supplier and continue through expiration of the Initial Term, and if Customer is renewing, then service hereunder shall commence with the first billing cycle following expiration of the term of the prior agreement. During the Term, Customer shall purchase and pay for, and Supplier shall supply, all of Customer's requirements for natural gas at the facilities served by the Accounts. If Customer is not a Mercantile Customer, Supplier will send written notice between forty-five and ninety calendar days before the contract expires explaining what will happen upon expiration of the Initial Term. If, upon expiration of the Initial Term, all or any accounts are not successfully switched away by the Utility to receive supply from another supplier or the Utility, this Agreement shall continue on a month-to-month basis until either party terminates this Agreement upon at least thirty (30) days' notice and the Utility switches such accounts away to receive supply from another supplier or the Utility. Supplier is permitted in its sole discretion to change the Holdover Price to a different price determined in its sole discretion without prior notice. Supplier's right to receive payment, the limitation of liability provision, and any other provisions of this Agreement, that by their sense and context, are intended to survive termination or expiration of this Agreement shall survive the termination or expiration of this Agreement.

**Price.** During the Initial Term, Customer shall pay the Price per Unit set forth in the Base Contract. For all supply provided under this Agreement, the Price does not include applicable Ohio taxes, and Customer will continue to be responsible for all charges assessed by the Utility, including any fees, surcharges or taxes associated with providing its supply, whether Utility or Supplier based. In the event that any costs or charges are created or modified due to a change in law, regulation, rule, ordinance, order or decree by a governmental authority, or in a Utility tariff, Supplier has the right to increase the Price by the amount of these costs or charges and Customer agrees to pay the increase. After the Initial Term expires, this Agreement shall continue on a month-to-month basis at the variable "Holdover Price," without Customer's affirmative consent even when there is a change in the price or other terms and conditions, until terminated as set forth above.

**Special Termination.** If, prior to the expiration of the Initial Term, Customer withdraws from membership in the Northeast Ohio Public Energy Council ("NOPEC") or from NOPEC's natural gas program, then this Agreement shall terminate as of the first Utility meter read date immediately following any such withdrawal or termination, and Customer shall pay Liquidated Damages to Supplier.

**Rescission.** The Utility will send written notice to Customer confirming Customer's decision to enroll with Supplier. If Customer is not a "Mercantile Customer," it has the right to rescind this Agreement without penalty within seven (7) business days of receiving the confirmation letter from the Utility

by calling the Utility at 1-800-362-7557. If Customer is not a Mercantile Customer and does not rescind or if Customer is a Mercantile Customer, Customer's acceptance of gas from Supplier constitutes Customer's further acceptance of these Terms and Conditions.

**Switch of Service; No Switching Fee.** Supplier will work with the Utility to switch Service to each Account to Supplier in accordance with the applicable Utility tariff. Because of Utility processing, Supplier cannot guarantee the date by which switching of any Account may be completed. The Utility may charge switching fees to the Customer.

**Mercantile Customer.** "Mercantile Customer" means a customer that consumes, other than for residential use, more than 500 Mcf of natural gas per year at a single location within the state or consumes natural gas, other than for residential use, as part of an undertaking having more than three locations within or outside of this state. In accordance with Section 4929.01(L)(2) of the Ohio Revised Code, "Mercantile Customer" excludes a not-for-profit customer that consumes, other than for residential use, more than 500 Mcf of natural gas per year at a single location within this state or consumes natural gas, other than for residential use, as part of an undertaking having more than three locations within or outside this state that has filed the necessary declaration with the Public Utilities Commission.

**Adjustments.** "Pass-Through Charges" means new or increased costs and charges with respect to the purchase, sale, acquisition, delivery, transmission and/or distribution of natural gas including, without limitation, those arising from MCU Events, or any event under the Legal Changes and Compliance section below, all of which shall be passed through to Customer by Supplier. Depending on the bill format, Pass-Through Charges may appear on Customer's bill as a line item or Price adjustment.

**Taxes.** "Taxes" means all federal, state, municipal or other governmental taxes, duties, fees, levies, premiums, assessments, surcharges, withholdings, or any other charges of any kind, if applicable, to Customer, any or all of which relate to the sale, purchase or delivery of natural gas, together with all interest, penalties or other additional amounts imposed thereon, but excluding taxes on net income. If Customer is exempt from any Taxes, it is responsible for timely requesting an exemption by filing with Supplier and or the Utility all required documentation as such was filed with the Ohio Department of Taxation. If Customer fails to do so, Customer will be billed as if it is not exempt.

**Billing.** Customer consents to billing through one of the following options, as permitted by law, at Supplier's discretion: (i) Customer will receive one invoice from the Utility that includes the Supplier Natural Gas Charge, the Utility Delivery Charges and applicable Taxes (the "Consolidated Billing Option"); or (ii) Customer will receive two invoices, one from Utility for the Supplier Natural Gas Charge and one from the Utility for the Utility delivery charges, each with applicable Taxes (the "Dual Billing Option"). Under the Consolidated Billing Option, Customer shall submit payment of the Supplier Natural



Gas Charge directly to the Utility pursuant to the applicable Utility tariff. Under the Dual Billing Option, Customer shall pay the Supplier Utility Charge directly to Supplier on or before sixteen (16) days after the billing date on Customer's invoice or the postmark date, whichever is later. If the Utility fails to timely obtain or transmit a meter reading, Supplier may issue or cause to be issued a bill to Customer based on its estimated energy usage and charges. In the event of a billing error, Supplier may issue a corrective invoice which Customer shall pay. Customer has the right to request from Supplier, without charge, up to twenty-four months of Customer's payment history for services rendered by Supplier. If Customer fails to pay any amount when due, it shall pay a late fee for all past due amounts equal to the lesser of 1.5% per month or the maximum charge allowed by law.

**Credit Support.** If at any time Supplier determines in its reasonable discretion that Customer cannot demonstrate satisfactory creditworthiness, there has been a material adverse change in Customer's creditworthiness, or Customer fails to timely pay amounts when due or is otherwise in default of its obligations under this Agreement, then Supplier may require Customer to provide Supplier with a cash deposit or other credit support in an amount and form reasonably acceptable to Supplier. Credit review will typically be performed using credit agency reports (e.g. Dun & Bradstreet, Standard & Poor's and/or Moody's), if available, and deposits will typically not exceed 2 months of expected Customer billings. If utilized, any deposit balance remaining will be returned to Customer.

**Eligibility.** Customers in the Percentage of Income Payment Plan, with certain arrearages or served by a competitive supplier are not eligible. By accepting these terms you represent that you are not currently enrolled with a competitive supplier. The Supplier reserves the right to void this Agreement, without liability, if your account does not meet these eligibility requirements.

**Material Change in Usage ("MCU").** Customer shall provide Supplier at least thirty (30) days advance notice whenever Customer has reason to believe that, for reasons other than weather, Customer's estimated monthly aggregate usage will increase or decrease by more than 25% (each such material change being an "MCU Event"), and shall provide good faith estimates of such usage changes. For each MCU Event, regardless of whether notice is provided, Customer shall pay Supplier for any losses, or new or increased costs and charges, reasonably associated with such MCU Event and incurred by Supplier. Such losses, and/or costs and charges may be charged to Customer by Supplier as Pass-Through Charges.

**Legal Changes and Compliance.** "Change in Law" means a change in Applicable Law. "Applicable Law" means any law, regulation, rule, ordinance, order or decree by a governmental authority including, without limitation, Utility tariffs (including, without limitation, rate class), pipeline rules or protocols (including, without limitation, those affecting any fees, costs, or charges imposed by the pipeline), market rules, load profiles, and methods by which the Utility calculates usage. A "change" includes, without limitation, any amendment, modification, nullification, suspension, repeal, finding of unconstitutionality or unlawfulness or any change in construction, interpretation or outcome. Notwithstanding any provision in this Agreement to the contrary, if there is a Change in Law and such Change in Law results in Supplier incurring material new or increased

costs or charges in providing the Services contemplated herein, or if there are any material new or increased costs or charges incurred by Supplier to comply with Applicable Law, such new or increased costs or charges shall be paid by Customer as Pass-Through Charges.

**Title.** Title to and risk of loss of the natural gas shall pass to Customer at the point at which Supplier provides such gas to the Utility.

**Force Majeure.** Neither Party will be in breach or liable for any delay or failure in its performance under this Agreement (except with respect to any payment obligations under this Agreement) to the extent such performance is prevented or delayed due to a Force Majeure Event. For purposes of this Agreement, a "Force Majeure Event" shall mean any act or event that (i) renders it impossible or impractical for the affected Party to perform its obligations under the Agreement, and (ii) is beyond the reasonable control of the affected Party, including, but not limited to, storms or floods, lightning, earthquakes and other acts of God, wars, civil disturbances, revolts, terrorist activity, sabotage, theft, vandalism or other actions by third parties, fires, explosions, failures of suppliers, utility action or inaction and actions of a governmental authority. In no event shall Supplier's ability to sell natural gas at a higher price, or Customer's ability to purchase natural gas at a lower price, constitute a Force Majeure Event under this Agreement.

**Limits on Liability; Disclaimer.** EACH PARTY'S LIABILITY TO THE OTHER UNDER THIS AGREEMENT SHALL BE LIMITED TO DIRECT ACTUAL DAMAGES AS THE SOLE AND EXCLUSIVE REMEDY, AND ALL OTHER REMEDIES AND DAMAGES AT LAW OR IN EQUITY ARE WAIVED. NEITHER PARTY SHALL BE LIABLE FOR CONSEQUENTIAL, INCIDENTAL, SPECIAL, PUNITIVE, EXEMPLARY OR INDIRECT DAMAGES, INCLUDING LOST PROFITS OR OTHER BUSINESS INTERRUPTION DAMAGES, WHETHER IN TORT OR CONTRACT, OR OTHERWISE IN CONNECTION WITH THIS AGREEMENT OR SERVICE. SUPPLIER EXPRESSLY DISCLAIMS ALL WARRANTIES, WHETHER WRITTEN OR ORAL, OR EXPRESSED OR IMPLIED.

**Liquidated Damages.** Liquidated Damages means, as to each terminated Account(s), an amount equal to the product of: (i) the excess, if any, of the Price over the market price that is commercially available to Supplier for the same natural gas usage which would have been supplied hereunder for the remainder of the Initial Term, all as reasonably determined by Supplier, and (ii) the estimated natural gas usage which would have been supplied hereunder for the remainder of the Initial Term. To determine the "market price that is commercially available to Supplier," as used above, Supplier may consider, among other things, settlement prices of applicable NYMEX futures contracts, quotations from leading dealers in energy swap contracts and other bona fide offers from parties participating in the wholesale and/or retail natural gas markets, which may include Supplier and/or its affiliates, all as commercially available to Supplier and all as adjusted for the length of the remaining Initial Term and otherwise as is commercially reasonable. Supplier will not be required to enter into any replacement transaction in order to determine such market price or actual damages.

**Termination by Customer.** Subject to the Special Termination provisions above, Customer may terminate this Agreement, in

whole or as relating to any Account(s), without liability for Liquidated Damages so long as Customer is not in default of any material obligation under this Agreement, but Customer shall be obligated to pay for the natural gas and related services provided to Customer pursuant to this Agreement prior to the date that such termination becomes effective, including applicable late payment fees.

**Termination by Supplier.** Supplier reserves the right to terminate this Agreement if Customer: (i) fails to make timely payment of all amounts due Supplier; or (ii) fails to post a security deposit under the provisions of the Credit Support section within ten (10) days of a written request for deposit; or (iii) breaches any warranty or representation to Supplier; or (iv) defaults on any material other obligation under this Agreement; or (v)(A) makes an assignment for the benefit of creditors, (B) files a petition or otherwise authorizes the commencement of a proceeding under the Bankruptcy Code or similar law for protection of creditors, or has such petition filed against it, (C) otherwise becomes bankrupt or insolvent, or (D) is unable to pay its debts as they fall due. In the event Service is terminated in accordance with this Section prior to expiration of the Initial Term, Customer shall pay Supplier the Liquidated Damages.

**Assignment.** Supplier may assign its rights and obligations under this Agreement to a third party. Customer may not assign its rights and obligations under this Agreement to a third party without the prior written consent of Supplier, which consent shall not be unreasonably withheld. Supplier may deny such assignment based on the creditworthiness of the assignee, as determined by Supplier in its reasonable discretion. Any attempted assignment in violation of this Agreement shall be null and void.

**Confidentiality.** Supplier will not release your account number(s), social security number, or any of your information without your express written consent except in accordance with Rules of Ohio Administrative Code. The Parties agree to keep all terms and provisions of this Agreement and the Service confidential and not to disclose its terms to any third parties without the prior written consent of the other Party; provided, however, each Party shall have the right to make any such disclosures to (i) a third party service provider who has a need to know such confidential information to provide services to the disclosing Party and is prohibited from disclosing to another party such Party's confidential information, (ii) governmental agencies, (iii) its own agents, attorneys, auditors, accountants and shareholders or members. If disclosure is sought through process of a court, or a state or federal regulatory agency, the Party from whom the disclosure is sought shall provide reasonable notice thereof to the other Party, and (iv) comply with applicable Ohio open records laws. If disclosure is sought through process of a court, a state or federal regulatory agency or open records law, the Party from whom the disclosure is sought shall provide reasonable notice thereof to the other Party.

**Collection Costs.** To the fullest extent permitted under Ohio law, Customer agrees to pay Supplier its reasonable attorneys' fees, expenses, and any other collection costs related to Customer's past due amounts.

**Customer Inquiries and Disputes.** The Supplier's hours for customer service operations are 24 hours a day, every day. If you wish to speak with us concerning your bill or any issue you

dispute, please call toll-free 1-855-667-3201. You can also write to NextEra Energy Services Ohio, LLC, 20455 State Highway 249, Suite 200, Houston, TX 77070 or email at [OHservices@nexteraenergyservices.com](mailto:OHservices@nexteraenergyservices.com) or fax toll-free to 1-800-627-8813. Please remember to include your account number. Visit us at our website at [www.nexteraenergyservices.com](http://www.nexteraenergyservices.com). Supplier will investigate and attempt to resolve the matter within five (5) business days. If your complaint is not resolved after you have called NextEra Energy Services Ohio, LLC, or for general utility information, residential and business customers may call the Public Utilities Commission of Ohio (PUCO) toll-free at 1-800-686-7826 or for TDD/TTY toll-free at 1-800-686-1570, from 8:00 a.m. to 5:00 p.m. weekdays or visit [www.PUCO.ohio.gov](http://www.PUCO.ohio.gov). Hearing or speech impaired customers may contact the PUCO via 7-1-1 (Ohio relay service).

**Governing Law and Venue.** This Agreement shall be governed by and construed, enforced and performed in accordance with the laws of the State of Ohio. The exclusive venue for any suit, claim, action or other proceedings, whether at law or in equity, relating to this Agreement, shall be in the state or federal courts of competent jurisdiction sitting in Cleveland, Ohio.

**Misc. Entire Agreement.** This Agreement embodies the entire Agreement and understanding between the Parties, and supersedes all prior agreements and understandings between the Parties, whether written or oral, with respect to the subject matter hereof.

**Forward Contract.** The Parties agree that this Agreement is a "forward contract" and that Supplier is a "forward contract merchant" for purposes of the United States Bankruptcy Code, as amended, and any payment related hereto will constitute a "settlement payment" as defined in Section 101 (51A) thereof.

**Authorization.** You authorize the Utility to release to the Supplier all information relating to your historical and current gas usage, account number, address, phone number, historical usage information, billing and payment history. Supplier will not release your account number(s), social security number or any of your information without your express written consent except in accordance with Rules 4901:1-28-04 and 4901:1-29-09 of the Ohio Administrative Code.

**Regulatory Changes.** Upon thirty (30) days' advance written notice to you, the Supplier may amend this Agreement due to any material regulatory, tariff, or procedural change that adversely affects its ability to serve you under this Agreement.

**NextEra Energy Services Ohio, LLC  
CRNG Certificate Number 11-200G**



**ORDINANCE NO. 2023-66**

**INTRODUCED BY: Vice Mayor Michele Weiss**

**AN ORDINANCE ENACTING CODIFIED ORDINANCE CHAPTER 216 ENTITLED “PROHIBITED CAMPAIGN CONTRIBUTIONS” AND DECLARING AN EMERGENCY**

**WHEREAS**, the courts have long recognized that a public employer may constitutionally limit the political activity of its public employees; and

**WHEREAS**, the Ohio Supreme Court has established the right of a municipality to regulate its employees political activity, and has further established that any restriction imposed by the government upon its employees’ political activity must be directly related to the goal of protecting the efficiency and integrity of the public service; and

**WHEREAS**, the City has a legitimate governmental interest in preserving the integrity of its operations by restricting donations to candidates running for city office or city office holders running for office; and

**NOW, THEREFORE, BE IT ORDAINED BY THE COUNCIL OF THE CITY OF UNIVERSITY HEIGHTS, COUNTY OF CUYAHOGA, AND STATE OF OHIO, THAT:**

**Section 1.** Council hereby enacts Codified Ordinance Chapter 216 entitled “Prohibited Campaign Contributions”, in the form set forth in Exhibit A, a copy of which is attached hereto and which is incorporated herein by reference as if fully rewritten.

**Section 2.** It is hereby found and determined that all formal actions of this Council concerning and relating to the passage of this Ordinance were adopted in an open meeting of this Council, and that all deliberations of this Council and of any of its committees that resulted in such formal action, were in meetings open to the public, in compliance with all legal requirements including the requirements of Section 121.22 of the Ohio Revised Code.

**Section 3.** This Ordinance is declared to be an emergency measure necessary for the preservation of the public peace, safety, health and welfare of the citizens of the City of University Heights, by immediately restricting certain campaign contributions to elected officials and or those running for office in the City. It shall therefore become effective upon its passage by the affirmative vote of not less than five (5) members of Council and approval of the Mayor; otherwise it shall become effective at the earliest time allowed by law.

**City of University Heights, Ohio**

\_\_\_\_\_  
**Michael Dylan Brennan, Mayor**

**First Reading:** \_\_\_\_\_

**Passed:** \_\_\_\_\_

**Attest:** \_\_\_\_\_  
**Kelly M. Thomas, Clerk of Council**

**Approved  
as to form:** \_\_\_\_\_  
**Luke F. McConville, Law Director**



EXHIBIT A

**CHAPTER 216  
Prohibited Campaign Contributions.**

- 216.01 Definitions
- 216.02 Limitation of Campaign Contributions
- 216.03 Notice; Appeals; Penalties

**§ 216.01 Definitions**

The following definitions shall apply to Chapter 216:

(a) “Campaign committee” or “Committee” means any candidate or combination of two (2) or more individuals acting jointly to bring about the nomination or election of one (1) or more candidates for the office of the Mayor or the office of a member of Council.

(b) “Candidate” means any individual listed on a ballot for nomination to or election to the office of the Mayor or the office of a member of Council, or who has organized a campaign committee for the purpose of engaging in a write-in campaign for election to the office of the Mayor or the office of a member of Council, or who files a declaration of intent to be a write-in candidate pursuant to the general laws of the state, or who receives a contribution or makes an expenditure with a view toward bringing about such candidate’s own candidacy or election to the office of the Mayor or the office of a member of Council.

(c) “Contribution” means a gift, loan, advance, deposit, forgiveness of indebtedness, donation, payment or transfer of money or transfer of anything of value, made directly or indirectly in aid of the nomination or election of one (1) or more candidates for the office of the Mayor or the office of a member of Council. It shall not include in-kind services, services provided without compensation by individuals volunteering a portion or all of their time or ordinary home hospitality or personal expenses of a volunteer paid for by that volunteer.

(d) “Corporation” means a corporation, whether for profit or nonprofit.

(e) “Election” means any primary, regular or special election held in the City for the office of Mayor or the office of member of Council.

(f) “Individual” means any person, excluding corporations, political parties, and political action committees.

(g) “Person” shall mean any individual, partnership, corporation, association, firm, committee, club or other organization or group of persons, however organized.

(h) “Political action committee” shall have the same meaning as provided in RC 3517.01

(i) “Political party” shall have the same meaning as contained in RC Title XXXV, as the same shall be amended from time to time.

**§ 216.02 Limitation of Campaign Contributions**

(a) No individual shall make, and no candidate for the office of Mayor or Member of Council on such candidate’s own behalf or committee on behalf of a candidate for the office of Mayor or Member of Council shall accept, any single contribution or any number of contributions in the aggregate which exceed(s) a total of two thousand five hundred dollars (\$2,500.00) per individual contributor per calendar year in support of a primary and regular election combined, or a primary and special election combined.

(b) No political action committee shall make, and no candidate for the office of Mayor or Member of Council on such candidate’s own behalf or committee on behalf of a candidate for the office of Mayor or Member of Council shall accept, any single contribution or any number of contributions in the aggregate which exceed(s) a total of five hundred dollars (\$500.00) per political action committee per calendar year in support of a primary and regular election combined, or primary and special election combined.

(c) No City vendor shall make, and no candidate for the offices of Mayor or member of Council shall accept on such candidate’s own behalf, or committee on behalf of a candidate for the offices of Mayor or member of Council shall accept from a vendor, any contribution in support of a primary and regular election combined, or a primary and special election combined.

(d) No corporation shall make, and no candidate for the offices of Mayor or member of Council shall accept on such candidate’s own behalf, or committee on behalf of a candidate for

the offices of Mayor or member of Council shall accept from a corporation, any contribution in support of a primary and regular election combined, or a primary and special election combined.

(e) Notwithstanding the provisions in division (a) of this section, no candidate on such candidate's own behalf or committee on behalf of a candidate, shall accept, from any City of University Heights employee a single contribution or any number of contributions in the aggregate that exceed(s) a total of one hundred dollars (\$100.00) per individual employee per calendar year in support of a primary and regular election combined, or a primary and special election combined.

(f) The limitation set forth in divisions (a), (b), (c), (d) and (e) of this section apply to aggregate gifts during any given calendar year. A contributor may make a contribution up to the applicable limit in each of any three (3) non-election years as well as the year of the election.

(g) In the case of an appointment to fill a vacancy in the office of member of Council, or the office of Mayor, the contribution limits provided for in this section shall apply to the election campaign period for such office.

(h) Notwithstanding the provisions of this section, there is no limitation on the amount of personal funds that a candidate may contribute to such candidate's own campaign.

(i) This section shall apply to any contributions made to a candidate or committee, whether used by the candidate or committee to finance a current campaign, to pay deficits incurred in a prior campaign, or otherwise.

### **§ 216.03 Notice; Appeals; Penalties**

(a) Any person may file a complaint with the Law Director that a violation of Codified Ordinance Section 216.02 has occurred. The Law Director shall have twenty-one (21) days to either dismiss the complaint by issuing a written notice of dismissal or refer the complaint to the Campaign Finance Review Board for hearing. If the Law Director fails to take action, after 21 days have expired the complaint shall be automatically referred to the Campaign Finance Review Board for hearing.

(b) Within thirty (30) days of receipt of a referral, the Campaign Finance Review Board shall schedule a public hearing of the matter, setting forth a date, time and place and giving written notice to the candidate. A candidate will be entitled to representation, to present evidence on such candidate's own behalf and to cross examine any witness. The Board shall render a decision within five (5) days after taking all arguments and testimony and completion of the public hearing, which decision shall be final.

(c) Any person, candidate, or campaign committee violating any prohibition in Section 216.02 shall be obligated, as a sanction hereunder, to immediately disgorge the funds received/contributed in violation of this ordinance back to the party that contributed the funds. A second or subsequent violation of any prohibition in Section 216.02 shall incur a fine up to two hundred dollars (\$200.00) in addition to the disgorgement obligation set forth herein.

(d) There shall be no penalty for any prohibited activity set forth in Section 216.02 which is remedied within fifteen (15) days of any referral of a complaint to the Campaign Finance Review Board. A violation may be remedied by disgorgement of amounts contributed back to the Person having made the contribution. In the event that a violation is remedied and evidence of remediation is presented to the Law Director, the Law Director may cancel any scheduled hearing of the Campaign Finance Review Board as moot.

(e) The Campaign Finance Review Board shall consist of three electors of the State of Ohio who are not also electors or residents of the City of University Heights, to be recommended by the Mayor subject to consent and approval of a majority of Council to serve for terms of six years, except that the first appointment shall be for six, four and two years, respectively. At the time of any appointment not more than two members of the Board shall be members of the same political party. A vacancy occurring during the term of any member of the Board shall be filled for the unexpired term in the manner authorized for an original appointment. A member of the Board may be removed by the Mayor subject to consent and approval of a majority of Council for neglect of duty, incapacity, incompetency, or malfeasance in office, but only after opportunity has been given for a public hearing before the Council, to be held at least ten (10) days after written charges have been made and notice thereof been given to the accused member. Such person shall be heard in person or by counsel, and such removal shall be final. Two members of the Board shall constitute a quorum.

**ORDINANCE NO. 2023-60**

**INTRODUCED BY: MAYOR MICHAEL DYLAN BRENNAN**

**AN ORDINANCE AMENDING SUBSECTION (A) OF CODIFIED ORDINANCE SECTION 891.05 ENTITLED “ANNUAL RETURN; FILING” AND DECLARING AN EMERGENCY**

**WHEREAS**, on July 3, 2023, Governor DeWine signed House Bill 33, the State budget bill, into law; and

**WHEREAS**, H.B. 33 requires municipalities to adopt certain changes in Ohio taxation law that must be implemented at the local level; and

**WHEREAS**, H.B. 33 mandates that all taxpayers file a City income tax return;

**NOW, THEREFORE, BE IT ORDAINED BY THE COUNCIL OF THE CITY OF UNIVERSITY HEIGHTS, OHIO THAT:**

**Section 1.** Council hereby amends subsection (A) of Codified Ordinance Section 891.05 entitled “Annual Return; Filing” as follows:

**891.05 ANNUAL RETURN; FILING**

(A) An annual City income tax return shall be completed and filed by every ~~individual~~ taxpayer ~~18 years of age or older and any taxpayer that is not an individual~~ for each taxable year for which the taxpayer is subject to the tax, whether or not a tax is due thereon.

**Section 2.** Codified Ordinance Section 891.05(A) in existence immediately prior to the passage of this ordinance shall be amended as set forth in Section 1 hereof. The remaining provisions set forth in Codified Ordinance Section 891.05 shall remain in full force and effect.

**Section 3.** It is hereby found and determined that all formal actions of this Council concerning and relating to the passage of this ordinance were adopted in an open meeting of this Council, and that all deliberations of this Council and any of its committees that resulted in such formal action, were in meetings open to the public, in compliance with all legal requirements.

**Section 4.** This Ordinance is hereby declared to be an emergency measure necessary for the immediate preservation of the public peace, health and safety of the City and for the further reason that H.B. 33 mandates that changes to the local tax laws be effective by January 1, 2024; wherefore, this ordinance shall be in full force and effect from and immediately after its adoption and approval by the Mayor.

**CITY OF UNIVERSITY HEIGHTS, OHIO**

**MICHAEL DYLAN BRENNAN, MAYOR**

**PASSED:** \_\_\_\_\_

**ATTEST:**

**KELLY M. THOMAS, CLERK OF COUNCIL**

**APPROVED AS TO FORM:**

**LUKE F. MCCONVILLE, LAW DIRECTOR**

**ORDINANCE NO. 2023-61**

**INTRODUCED BY: MAYOR MICHAEL DYLAN BRENNAN**

**AN ORDINANCE AMENDING CODIFIED ORDINANCE SECTION 891.03 ENTITLED “IMPOSITION OF TAX” TO AMEND THE REGULATIONS THEREIN THAT APPLY TO BUSINESSES BY ADDING PROVISIONS THAT REGULATE REPORTING OF INCOME FOR REMOTE WORKERS, AND DECLARING AN EMERGENCY**

**WHEREAS**, on July 3, 2023, Governor DeWine signed House Bill 33, the State budget bill, into law; and

**WHEREAS**, H.B. 33 requires municipalities to adopt certain changes in Ohio taxation law that must be implemented at the local level; and

**WHEREAS**, H.B. 33 establishes regulations for businesses relating to the reporting of income of remote workers;

**NOW, THEREFORE, BE IT ORDAINED BY THE COUNCIL OF THE CITY OF UNIVERSITY HEIGHTS, OHIO THAT:**

**Section 1.** Council hereby amends Codified Ordinance Section 891.03 entitled “Imposition of Tax” by amending regulations under the heading “Businesses” as set forth in Exhibit A hereto, a copy of which is attached and which is incorporated herein by reference as if fully rewritten.

**Section 2.** Codified Ordinance Section 891.03 in existence immediately prior to the passage of this ordinance shall be amended as set forth in Exhibit A. The remaining provisions set forth in Codified Ordinance Section 891.03 shall remain in full force and effect.

**Section 3.** It is hereby found and determined that all formal actions of this Council concerning and relating to the passage of this ordinance were adopted in an open meeting of this Council, and that all deliberations of this Council and any of its committees that resulted in such formal action, were in meetings open to the public, in compliance with all legal requirements.

**Section 4.** This Ordinance is hereby declared to be an emergency measure necessary for the immediate preservation of the public peace, health and safety of the City and for the further reason that H.B. 33 mandates that changes to the local tax laws be effective by January 1, 2024; wherefore, this ordinance shall be in full force and effect from and immediately after its adoption and approval by the Mayor.

**CITY OF UNIVERSITY HEIGHTS, OHIO**

\_\_\_\_\_  
**MICHAEL DYLAN BRENNAN, MAYOR**

**PASSED:** \_\_\_\_\_

**ATTEST:**

\_\_\_\_\_  
**KELLY M. THOMAS, CLERK OF COUNCIL**

**APPROVED AS TO FORM:**

\_\_\_\_\_  
**LUKE F. MCCONVILLE, LAW DIRECTOR**

## EXHIBIT A

### 891.03 IMPOSITION OF TAX

\*\*\*

#### Businesses.

(f) This division applies to any taxpayer engaged in a business or profession in the City, unless the taxpayer is an individual who resides in the City or the taxpayer is an electric company, combined company, or telephone company that is subject to and required to file reports under R.C. Chapter 5745.

(1) Except as otherwise provided in divisions (f)(2) and (g) of this section, net profit from a business or profession conducted both within and without the boundaries of the City shall be considered as having a taxable situs in the City for purposes of municipal income taxation in the same proportion as the average ratio of the following:

(A) The average original cost of the real property and tangible personal property owned or used by the taxpayer in the business or profession in the City during the taxable period to the average original cost of all of the real and tangible personal property owned or used by the taxpayer in the business or profession during the same period, wherever situated.

As used in the preceding paragraph, tangible personal or real property shall include property rented or leased by the taxpayer and the value of such property shall be determined by multiplying the annual rental thereon by eight;

(B) Wages, salaries, and other compensation paid during the taxable period to individuals employed in the business or profession for services performed in the City to wages, salaries, and other compensation paid during the same period to individuals employed in the business or profession, wherever the individual's services are performed, excluding compensation from which taxes are not required to be withheld under Section 891.04(c);

(C) Total gross receipts of the business or profession from sales and rentals made and services performed during the taxable period in the City to total gross receipts of the business or profession during the same period from sales, rentals, and services, wherever made or performed.

(2)(A) If the apportionment factors described in division (f)(1) of this section do not fairly represent the extent of a taxpayer's business activity in the City, the taxpayer may request, or the Tax Administrator of University Heights may require, that the taxpayer use, with respect to all or any portion of the income of the taxpayer, an alternative apportionment method involving one or more of the following:

(1) Separate accounting;

(2) The exclusion of one or more of the factors;

(3) The inclusion of one or more additional factors that would provide for a more fair apportionment of the income of the taxpayer to the municipal corporation;

(4) A modification of one or more of the factors.

(B) A taxpayer request to use an alternative apportionment method shall be in writing and shall accompany a tax return, timely filed appeal of an assessment, or timely filed amended tax return. The taxpayer may use the requested alternative method unless the Tax Administrator denies the request in an assessment issued within the period prescribed by Section 891.12(a).

(C) The Tax Administrator may require a taxpayer to use an alternative apportionment method as described in division (f)(2)(A) of this section, but only by issuing an assessment to the taxpayer within the period prescribed by Section 891.12(a).

(D) Nothing in division (f)(2) of this section nullifies or otherwise affects any alternative apportionment arrangement approved by the Tax Administrator or otherwise agreed upon by both the Tax Administrator and taxpayer before January 1, 2016.

(3) As used in division (f)(1)(B) of this section, "wages, salaries, and other compensation" includes only wages, salaries, or other compensation paid to an employee for services performed at any of the following locations:

(A) A location that is owned, controlled, or used by, rented to, or under the possession of one of the following:

(1) The employer;

(2) A vendor, customer, client, or patient of the employer, or a related member of such a vendor, customer, client, or patient;

(3) A vendor, customer, client, or patient of a person described in (f)(3)(A)(2) of this section, or a related member of such a vendor, customer, client, or patient.

(B) Any location at which a trial, appeal, hearing, investigation, inquiry, review, court-martial, or similar administrative, judicial, or legislative matter or proceeding is being conducted, provided that the compensation is paid for services performed for, or on behalf of, the employer or that the employee's presence at the location directly or indirectly benefits the employer;

(C) Any other location, if the Tax Administrator determines that the employer directed the employee to perform the services at the other location in lieu of a location described in division (f)(3)(A) or (B) of this section solely in order to avoid or reduce the employer's municipal income tax liability. If the Tax Administrator makes such a determination, the employer may dispute the determination by establishing, by a preponderance of the evidence, that the Tax Administrator's determination was unreasonable.

(4) For the purposes of division (f)(1)(c) of this section, and except as provided in division (g) of this section, receipts from sales and rentals made and services performed shall be situated to a municipal corporation as follows:

(A) Gross receipts from the sale of tangible personal property shall be situated to the municipal corporation in which the sale originated. For the purposes of this division, a sale of property originates in the City if, regardless of where title passes, the property meets any of the following criteria:

(1) The property is shipped to or delivered within the City from a stock of goods located within the City.

(2) The property is delivered within the City from a location outside the City, provided the taxpayer is regularly engaged through its own employees in the solicitation or promotion of sales within the City and the sales result from such solicitation or promotion.

(3) The property is shipped from a place within the City to purchasers outside the City, provided that the taxpayer is not, through its own employees, regularly engaged in the solicitation or promotion of sales at the place where delivery is made.

(B) Gross receipts from the sale of services shall be situated to the City to the extent that such services are performed in the City.

(C) To the extent included in income, gross receipts from the sale of real property located in the City shall be situated to the City.

(D) To the extent included in income, gross receipts from rents and royalties from real property located in the City shall be situated to the City.

(E) Gross receipts from rents and royalties from tangible personal property shall be situated to the City based upon the extent to which the tangible personal property is used in the City.

(5) The net profit received by an individual taxpayer from the rental of real estate owned directly by the individual, or by a disregarded entity owned by the individual, shall be subject to the City's tax only if the property generating the net profit is located in the City or if the individual taxpayer that receives the net profit is a resident of the City. The City shall allow such taxpayers to elect to use separate accounting for the purpose of calculating net profit situated under this division to the municipal corporation in which the property is located.

(6)(A) Commissions received by a real estate agent or broker relating to the sale, purchase, or lease of real estate shall be situated to the municipal corporation in which the real estate is located. Net profit reported by the real estate agent or broker shall be allocated to the City, if applicable, based upon the ratio of the commissions the agent or broker received from the sale, purchase, or lease of real estate located in the City to the commissions received from the sale, purchase, or lease of real estate everywhere in the taxable year.

(B) An individual who is a resident of the City shall report the individual's net profit from all real estate activity on the individual's annual tax return for the City. The individual may claim a credit for taxes the individual paid on such net profit to another municipal corporation to the extent that such a credit is allowed under the City's income tax ordinance.

(7) Left intentionally blank.

(8) Intentionally left blank.

(g)(1) As used in this division:

(A) "Qualifying remote employee or owner" means an individual who is an employee of a taxpayer or who is a partner or member holding an ownership interest in a taxpayer that is treated as a partnership for federal income tax purposes, provided that the individual meets both of the following criteria:

(1) The taxpayer has assigned the individual to a qualifying reporting location.

(2) The individual is permitted or required to perform services for the taxpayer at a qualifying remote work location.

(B) "Qualifying remote work location" means a permanent or temporary location at which an employee or owner chooses or is required to perform services for the taxpayer, other than a reporting location of the taxpayer or any other location owned or controlled by a customer or client of the taxpayer. "Qualifying remote work location" may include the residence of an employee or owner and may be located outside of a municipal corporation that imposes an income tax in accordance with this chapter. An employee or owner may have more than one qualifying remote work location during a taxable year.

(C) "Reporting location" means either of the following:

(1) A permanent or temporary place of doing business, such as an office, warehouse, storefront, construction site, or similar location, that is owned or controlled directly or indirectly by the taxpayer;

(2) Any location in this state owned or controlled by a customer or client of the taxpayer, provided that the taxpayer is required to withhold taxes under Section 891.04 of this Chapter, on qualifying wages paid to an employee for the performance of personal services at that location.

(D) "Qualifying reporting location" means one of the following:

(1) The reporting location in this state at which an employee or owner performs services for the taxpayer on a regular or periodic basis during the taxable year;

(2) If no reporting location exists in this state for an employee or owner under division (G)(1)(d)(i) of this section, the reporting location in this state at which the employee's or owner's supervisor regularly or periodically reports during the taxable year;

(3) If no reporting location exists in this state for an employee or owner under division (G)(1)(d)(i) or (ii) of this section, the location that the taxpayer otherwise assigns as the employee's or owner's qualifying reporting location, provided the assignment is made in good faith and is recorded and maintained in the taxpayer's business records. A taxpayer may change the qualifying reporting location designated for an employee or owner under this division at any time.

(2) For tax years ending on or after December 31, 2023, a taxpayer may elect to apply the provisions of this division to the apportionment of its net profit from a business or profession. For taxpayers that make this election, the provisions of division (f) of this section apply to such apportionment except as otherwise provided in this division.

A taxpayer shall make the election allowed under this division in writing on or with the taxpayer's net profit return or, if applicable, a timely filed amended net profit return or a timely filed appeal of an assessment. The election applies to the taxable year for which that return or appeal is filed and for all subsequent taxable years, until the taxpayer revokes the election.

The taxpayer shall make the initial election with the tax administrator of each municipal corporation with which, after applying the apportionment provisions authorized in this division, the taxpayer is required to file a net profit tax return for that taxable year. A taxpayer shall not be required to notify the tax administrator of a municipal corporation in which a qualifying remote employee's or owner's qualifying remote work location is located, unless the taxpayer is otherwise required to file a net profit return with that municipal corporation due to business operations that are unrelated to the employee's or owner's activity at the qualifying remote work location.

After the taxpayer makes the initial election, the election applies to every municipal corporation in which the taxpayer conducts business. The taxpayer shall not be required to file a net profit return

with a municipal corporation solely because a qualifying remote employee's or owner's qualifying remote work location is located in such municipal corporation.

Nothing in this division prohibits a taxpayer from making a new election under this division after properly revoking a prior election.

(3) For the purpose of calculating the ratios described in division (f)(1) of this section, all of the following apply to a taxpayer that has made the election described in division (g)(2):

(A) For the purpose of division (f)(1)(A) of this section, the average original cost of any tangible personal property used by a qualifying remote employee or owner at that individual's qualifying remote work location shall be situated to that individual's qualifying reporting location.

(B) For the purpose of division (f)(1)(B) of this section, any wages, salaries, and other compensation paid during the taxable period to a qualifying remote employee or owner for services performed at that individual's qualifying remote work location shall be situated to that individual's qualifying reporting location.

(C) For the purpose of division (f)(1)(C) of this section, and notwithstanding division (f)(4) of this section, any gross receipts of the business or profession from services performed during the taxable period by a qualifying remote employee or owner for services performed at that individual's qualifying remote work location shall be situated to that individual's qualifying reporting location.

(4) Nothing in this division prevents a taxpayer from requesting, or a tax administrator from requiring, that the taxpayer use, with respect to all or a portion of the income of the taxpayer, an alternative apportionment method as described in division (f)(2) of this section. However, a tax administrator shall not require an alternative apportionment method in such a manner that it would require a taxpayer to file a net profit return with a municipal corporation solely because a qualifying remote employee's or owner's qualifying remote work location is located in that municipal corporation.

(5) Except as otherwise provided in this division, nothing in this division is intended to affect the withholding of taxes on qualifying wages pursuant to Section 891.04 of this Chapter.



**ORDINANCE NO. 2023-63**

**INTRODUCED BY: MAYOR MICHAEL DYLAN BRENNAN**

**AN ORDINANCE AMENDING SUBSECTION (g) OF CODIFIED ORDINANCE SECTION 891.05 ENTITLED “ANNUAL RETURN; FILING” BY EXTENDING CERTAIN FILING DEADLINES AND DECLARING AN EMERGENCY**

**WHEREAS**, on July 3, 2023, Governor DeWine signed House Bill 33, the State budget bill, into law; and

**WHEREAS**, H.B. 33 requires municipalities to adopt certain changes in Ohio taxation law that must be implemented at the local level; and

**WHEREAS**, H.B. 33 mandates that extended due dates for filing of returns be adopted and regulations related to said filing extensions be adopted;

**NOW, THEREFORE, BE IT ORDAINED BY THE COUNCIL OF THE CITY OF UNIVERSITY HEIGHTS, OHIO THAT:**

**Section 1.** Council hereby amends subsection (g) of Codified Ordinance Section 891.05 entitled “Annual Return; Filing” to read in its entirety as set forth in Exhibit A hereto, which is incorporated herein by reference as if fully rewritten.

**Section 2.** Codified Ordinance Section 891.05(g) in existence immediately prior to the passage of this ordinance shall be amended as set forth in Exhibit A hereof. The remaining provisions set forth in Codified Ordinance Section 891.05 shall remain in full force and effect, except as otherwise amended.

**Section 3.** It is hereby found and determined that all formal actions of this Council concerning and relating to the passage of this ordinance were adopted in an open meeting of this Council, and that all deliberations of this Council and any of its committees that resulted in such formal action, were in meetings open to the public, in compliance with all legal requirements.

**Section 4.** This Ordinance is hereby declared to be an emergency measure necessary for the immediate preservation of the public peace, health and safety of the City and for the further reason that H.B. 33 mandates that changes to the local tax laws be effective by January 1, 2024; wherefore, this ordinance shall be in full force and effect from and immediately after its adoption and approval by the Mayor.

**CITY OF UNIVERSITY HEIGHTS, OHIO**

**\_\_\_\_\_  
MICHAEL DYLAN BRENNAN, MAYOR**

**PASSED: \_\_\_\_\_**

**ATTEST:**

**\_\_\_\_\_  
KELLY M. THOMAS, CLERK OF COUNCIL**

**APPROVED AS TO FORM:**

**\_\_\_\_\_  
LUKE F. MCCONVILLE, LAW DIRECTOR**

EXHIBIT A

(g) (1) Except as otherwise provided in this chapter, each return required to be filed under this section shall be completed and filed as required by the Tax Administrator on or before the date prescribed for the filing of state individual income tax returns under division (G) of R.C. Section 5747.08. The taxpayer shall complete and file the return or notice on forms prescribed by the Tax Administrator or on generic forms, together with remittance made payable to the City. No remittance is required if the net amount due is ten dollars (\$10.00) or less.

(2) Any taxpayer that has duly requested an automatic six-month extension for filing the taxpayer's Federal income tax return shall automatically receive an extension for the filing of the City's income tax return. The extended due date of the City's income tax return shall be the 15<sup>th</sup> day of the tenth month after the last day of the taxable year to which the return relates. For tax years ending on or after January 1, 2023, the extended due date of the City's income tax return for a taxpayer that is not an individual shall be the 15<sup>th</sup> day of the eleventh month after the last day of the taxable year to which the return relates. An extension of time to file under this division is not an extension of the time to pay any tax due unless the Tax Administrator grants an extension of that date.

- A. A copy of the Federal extension request shall be included with the filing of the City's income tax return.
- B. A taxpayer that has not requested or received a six-month extension for filing the taxpayer's Federal income tax return may request that the Tax Administrator grant the taxpayer a six-month extension of the date for filing the taxpayer's City income tax return. If the request is received by the Tax Administrator on or before the date the City income tax return is due, the Tax Administrator shall grant the taxpayer's requested extension.

(3) If the Tax Commissioner extends for all taxpayers the date for filing state income tax returns under division (G) of R.C. Section 5747.08, a taxpayer shall automatically receive an extension for the filing of the City's income tax return. The extended due date of the City's income tax return shall be the same as the extended due date of the state income tax return.

(4) If the Tax Administrator considers it necessary in order to ensure the payment of the tax imposed by the City, the Tax Administrator may require taxpayers to file returns and make payments otherwise than as provided in this division, including taxpayers not otherwise required to file annual returns.

(5) If a taxpayer receives an extension for the filing of a municipal income tax return under division (g)(2), (3), or (4) of this section, the tax administrator shall not make any inquiry or send any notice to the taxpayer with regard to the return on or before the date the taxpayer files the return or on or before the extended due date to file the return, whichever occurs first.

If a tax administrator violates division (g)(5) of this section, the municipal corporation shall reimburse taxpayer for any reasonable costs incurred to respond to such inquiry or notice, up to \$150.

Division (g)(5) of this section does not apply to an extension received under division (g)(2) of this section if the tax administrator has actual knowledge that the taxpayer failed to file for a federal extension as required to receive the extension under division (g)(2) of this section or failed to file for an extension under division (g)(2)(b) of this section.

~~(6)~~ To the extent that any provision in this division (g) of this section conflicts with any provision on divisions (n), (o), (p), or q of this section, the provisions in divisions (n), (o), (p), or (q) prevail.

**ORDINANCE NO. 2023-64**

**INTRODUCED BY: MAYOR MICHAEL DYLAN BRENNAN**

**AN ORDINANCE AMENDING SUBSECTION (C) OF CODIFIED ORDINANCE SECTION 891.18 ENTITLED “INTEREST AND PENALTIES” TO ADD SUNSET AND REBATE PROVISIONS RELATING TO PENALTIES FOR FAILURE TO FILE, AND DECLARING AN EMERGENCY**

**WHEREAS**, on July 3, 2023, Governor DeWine signed House Bill 33, the State budget bill, into law; and

**WHEREAS**, H.B. 33 requires municipalities to adopt certain changes in Ohio taxation law that must be implemented at the local level; and

**WHEREAS**, H.B. 33 mandates that certain sunset and rebate provisions be included in provisions pursuant to which a Municipality may impose penalties for failure to file a tax return;

**NOW, THEREFORE, BE IT ORDAINED BY THE COUNCIL OF THE CITY OF UNIVERSITY HEIGHTS, OHIO THAT:**

**Section 1.** Council hereby amends subsection (C) of Codified Ordinance Section 891.18 entitled “Interest and Penalties” to read in its entirety as set forth in Exhibit A hereto, which is incorporated herein by reference as if fully rewritten.

**Section 2.** Codified Ordinance Section 891.18 in existence immediately prior to the passage of this ordinance shall be amended as set forth in Exhibit A hereof.

**Section 3.** It is hereby found and determined that all formal actions of this Council concerning and relating to the passage of this ordinance were adopted in an open meeting of this Council, and that all deliberations of this Council and any of its committees that resulted in such formal action, were in meetings open to the public, in compliance with all legal requirements.

**Section 4.** This Ordinance is hereby declared to be an emergency measure necessary for the immediate preservation of the public peace, health and safety of the City and for the further reason that H.B. 33 mandates that changes to the local tax laws be effective by January 1, 2024; wherefore, this ordinance shall be in full force and effect from and immediately after its adoption and approval by the Mayor.

**CITY OF UNIVERSITY HEIGHTS, OHIO**

---

**MICHAEL DYLAN BRENNAN, MAYOR**

**PASSED:** \_\_\_\_\_

**ATTEST:**

---

**KELLY M. THOMAS, CLERK OF COUNCIL**

**APPROVED AS TO FORM:**

---

**LUKE F. MCCONVILLE, LAW DIRECTOR**

## EXHIBIT A

### 891.18 INTEREST AND PENALTIES

(a) As used in this section:

(1) “Applicable law” means this chapter, the resolutions, ordinances, codes, directives, instructions, and rules adopted by the City provided they impose or directly or indirectly address the levy, payment, remittance, or filing requirements of the City.

(2) “Federal short-term rate” means the rate of the average market yield on outstanding marketable obligations of the United States with remaining periods to maturity of three years or less, as determined under section 1274 of the Internal Revenue Code, for July to the current year.

(3) “Income tax,” “estimated income tax,” and “withholding tax” means any income tax, estimated income tax, and withholding tax imposed by the City pursuant to applicable law, including at any time before January 1, 2016.

(4) “Interest rate as described in division (a) of this section” means the Federal short-term rate, rounded to the nearest whole number percent, plus 5%. The rate shall apply for the calendar year next following the July of the year in which the Federal short-term rate is determined in accordance with division (a)(2) of this section.

(5) “Return” includes any tax return, report, reconciliation, schedule, and other document required to be filed with the Tax Administrator or the City by a taxpayer, employer, any agent of the employer, or any other payer pursuant to applicable law, including at any time before January 1, 2016.

(6) “Unpaid estimated income tax” means estimated income tax due but not yet paid by the date the tax is required to be paid under applicable law.

(7) “Unpaid income tax” means income tax due but not yet paid by the date the income tax is required to be paid under applicable law.

(8) “Unpaid withholding tax” means withholding tax due but not paid by the date the withholding tax is required to be paid under applicable law.

(9) “Withholding tax” includes amounts an employer, any agent of an employer, or any other payer did not withhold in whole or in part from an employee’s qualifying wages, but that, under applicable law, the employer, agent, or other payer is required to withhold from an employee’s qualifying wages.

(b) (1) This section applies to the following:

A. Any return required to be filed under applicable law for taxable years beginning on or after January 1, 2016.

B. Income tax, estimated income tax, and withholding tax required to be paid or remitted to the City on or after January 1, 2016.

(2) This section does not apply to returns required to be filed or payments required to be made before January 1, 2016, regardless of the filing or payment date. Returns required to be filed or payments required to be made before January 1, 2016, but filed or paid after that date shall be subject to the ordinances or rules and regulations, as adopted before January 1, 2016, of the City to which the return is to be filed or the payment is to be made.

(c) Should any taxpayer, employer, agent of the employer, or other payer for any reason fail, in whole or in part, to make timely and full payment or remittance of income tax, estimated income tax, or withholding tax or to file timely with the City any return required to be filed, the following penalties and interest shall apply:

(1) Interest shall be imposed at the rate described in division (a) of this section, per annum, on all unpaid income tax, unpaid estimated income tax, and unpaid withholding tax.

(2) A. With respect to unpaid income tax and unpaid estimated income tax, the City may impose a penalty equal to 15% of the amount not timely paid.

B. With respect to any unpaid withholding tax, the City may impose a penalty equal to 50% of the amount not timely paid.

(3) A. For tax years ending on or before December 31, 2022, with respect to returns other than estimated income tax returns, the City may impose a penalty of twenty-five dollars (\$25.00) for each failure to timely file each return, regardless of the liability shown thereon each month, or any fraction thereof, during which the return remains unfiled regardless of the liability shown thereon. The penalty shall not exceed one hundred fifty dollars (\$150.00) for each failure.

B. For tax years ending on or after January 1, 2023, with respect to returns other than estimated income tax returns, the City may impose a penalty not exceeding \$25 for each failure to timely file each return, regardless of the liability shown thereon, except that City shall abate or refund the penalty assessed on a taxpayer's first failure to timely file a return after the taxpayer files their return

(d) Nothing in this section requires the City to refund or credit any penalty, amount of interest, charges, or additional fees that the City has properly imposed or collected before January 1, 2016.

(e) Nothing in this section limits the authority of the City to abate or partially abate penalties or interest imposed under this section when the Tax Administrator determines, in the Tax Administrator's sole discretion, that such abatement is appropriate.

(f) By the 31<sup>st</sup> day of October of each year the City shall publish the rate described in division (a) of this section applicable to the next succeeding calendar year.

(g) The City may impose on the taxpayer, employer, any agent of the employer, or any other payer City's post-judgment collection costs and fees, including attorney fees.

**ORDINANCE NO. 2023-65**

**INTRODUCED BY: MAYOR MICHAEL DYLAN BRENNAN**

**AN ORDINANCE ENACTING CODIFIED ORDINANCE SECTION 891.27 ENTITLED “ELECTION TO BE SUBJECT TO R.C. 718.80 TO 718.95,” AND DECLARING AN EMERGENCY**

**WHEREAS**, on July 3, 2023, Governor DeWine signed House Bill 33, the State budget bill, into law; and

**WHEREAS**, H.B. 33 requires municipalities to adopt certain changes in Ohio taxation law that must be implemented at the local level; and

**WHEREAS**, H.B. 33 mandates that taxpayers be given the right to elect whether to be bound by the City income tax ordinance or the provisions of R.C. 718.80 through 718.95;

**NOW, THEREFORE, BE IT ORDAINED BY THE COUNCIL OF THE CITY OF UNIVERSITY HEIGHTS, OHIO THAT:**

**Section 1.** Council hereby enacts Codified Ordinance Section 891.27 entitled “Election to Be Subject to R.C. 718.80 to 718.95,” which shall read in its entirety as follows:

**891.27 ELECTION TO BE SUBJECT TO R.C. 718.80 TO 718.95**

(a) The City hereby adopts and incorporates by reference Sections 718.80 to 718.95 of the Ohio Revised Code for tax years beginning on or after January 1, 2018.

(b) A taxpayer, as defined in division (c) of this section, may elect to be subject to Sections 718.80 to 718.95 of the Ohio Revised Code in lieu of the provisions of this Chapter.

(c) “Taxpayer” has the same meaning as in section 718.01 of the Ohio Revised Code, except that “taxpayer” does not include natural persons or entities subject to the tax imposed under Chapter 5745 of the Ohio Revised Code. “Taxpayer” may include receivers, assignees, or trustees in bankruptcy when such persons are required to assume the role of a taxpayer.

**Section 2.** It is hereby found and determined that all formal actions of this Council concerning and relating to the passage of this ordinance were adopted in an open meeting of this Council, and that all deliberations of this Council and any of its committees that resulted in such formal action, were in meetings open to the public, in compliance with all legal requirements.

**Section 3.** This Ordinance is hereby declared to be an emergency measure necessary for the immediate preservation of the public peace, health and safety of the City and for the further reason that H.B. 33 mandates that changes to the local tax laws be effective by January 1, 2024; wherefore, this ordinance shall be in full force and effect from and immediately after its adoption and approval by the Mayor.

**CITY OF UNIVERSITY HEIGHTS, OHIO**

**MICHAEL DYLAN BRENNAN, MAYOR**

**PASSED:** \_\_\_\_\_

**ATTEST:**

**KELLY M. THOMAS, CLERK OF COUNCIL**

**APPROVED AS TO FORM:**

**LUKE F. MCCONVILLE, LAW DIRECTOR**



**GPD GROUP**  
Gaus, Pyle, Schomer, Burns & DeHaven, Inc.

**Cleveland Office**

5595 Transportation Blvd  
Suite 100  
Cleveland, OH 44125

tel 216.518.5544  
fax 216.518.5545  
[www.gpdgroup.com](http://www.gpdgroup.com)

Honorable Michael D. Brennan, Mayor  
City of University Heights  
2300 Warrensville Center Road  
University Heights, Ohio 44118

October 30, 2023  
2023003.02

**RE: East Scarborough & Canterbury Sanitary Relief Sewer**

Dear Mayor Brennan:

The City accepted bids on October 20, 2023 for the above referenced project. Four (4) bids were received and are listed below:

1. Fabrizi Trucking and Paving Co.	\$179,807.00
2. Eclipse Company	\$181,295.00
3. CATTs Construction	\$205,714.00
4. Trax Construction	\$214,155.00

The Engineer's Estimate for the above work was \$166,968.00.

This project consists of the installation of 230 feet of sanitary relief sewer on Canterbury from East Scarborough to Meadowbrook. The relief sewer will tie directly into the NEORSD Deep Tunnel (Lee-Superior ICRS). This project will eliminate a sanitary sewer overflow (SSO) connection that currently allows sanitary sewer water to overflow into the storm sewer and ultimately into the environment.

This project is partially funded by the NEORSD Member Community Infrastructure Grant Program (MCIP). We applied for and will receive \$86,951.67 from NEORSD.

The City also received a \$86,951.67 NEORSD Community Cost Sharing Grant for the project.

Therefore, the total Grant funds for the project are \$173,903.34.

Engineering and Construction Inspection are also eligible for Community Cost Sharing Grant Funds, and we will be applying this week for an amendment to our Community Cost Sharing Funds Agreement to cover the remainder of the construction dollars and all the Engineering and Inspection costs.

All of these funds are reimbursable, so the City will not receive the funds until after all the costs have been paid.


Honorable Michael D. Brennan, Mayor

October 30, 2023

The low bid was submitted by Fabrizi Trucking and Paving Company. Fabrizi has successfully completed several projects for the City in the past. They are capable of completing this project on time (60 days) and within the contract budget.

Therefore, we recommend the City enter into a contract with Fabrizi Trucking and Paving Co., as the lowest and best bid, for the East Scarborough & Canterbury Sanitary Relief Sewer for the total bid price of \$179,807.00. Returned herewith is a tabulation of bids and the bid books received.

Very Truly Yours,



Joseph R. Ciuni, P.E., P.S.  
City Engineer

Cc: Nick Fini  
File 2023003.02





**GPD GROUP®**  
Glus, Pyle, Schomer, Burns & DeKoven, Inc.

**Cleveland Office**

5595 Transportation Blvd  
Suite 100  
Cleveland, OH 44125

tel 216.518.5544  
fax 216.518.5545  
[www.gpdgroup.com](http://www.gpdgroup.com)

October 31, 2023  
2022003.03

Honorable Michael D. Brennan, Mayor  
City of University Heights  
2300 Warrensville Center Road  
University Heights, Ohio 44118

**RE: 2023 Road Program – Change Order #2**

Dear Mayor Brennan:

The 2023 Road Improvement Program is now completed. We are recommending 2 Change Orders be added to the Program.

1. Glendon Road – Repair the curb and tree lawn where the CHUH Mobile Unit was removed.
2. Final Quantity adjustments.

1. Glendon Road:

The CHUH Mobile Unit has been parked in the tree lawn of Glendon Road behind GESU School for decades. Last week it was removed. I do not have the details of when it was installed, but it was required by law to be installed in the public right of way (separation of Church and State). When the mobile unit was removed it was discovered the curbs were removed and the tree lawn has a concrete pad below the mobile unit. This area of the public right of way needs to be restored. We are also recommending the curb be replaced all the way to the drive apron from the Church parking lot (additional 70 feet).

The scope of work includes installing 200 feet of new curb, removing the concrete pad, installing 65 cubic yards of topsoil and seeding and mulching the entire area.

Price Quote from C.A. Agresta Construction Co. is \$15,853.00.

2. Final Quantities

We have reviewed all the final quantities of accepted materials in place. The estimated quantities of items used for bidding purposes have now been adjusted to the actual quantities placed. Since this is a unit price contract, the contractor is paid based on the accepted quantities placed. There were several quantities that were under the estimate, several that were over the estimated quantities set up for bidding purposes and some that were the same as the estimated quantity. In reviewing the final quantities, we have discovered the contract amount has been slightly exceeded.

## Contract Summary:

1. Original Contract amount = \$764,700
2. Previously Approved Change Order #1 (August 14<sup>th</sup> Storm Damage) = \$8,000
3. Change Order #2 (Final Quantities) = \$13,209.77

Final Contract = \$785,909.77.

## Final Costs per Street are summarized below:

1. Ashurst \$252,871.00 (original bid amount) and \$249,725.12 (actual).
2. Charney \$99,628.00 (original bid amount) and \$131,679.55 (actual).
3. Miramar \$280,182.00 (original Bid amount) and \$286,245 (actual).
4. Laurelhurst \$95,919 (original Bid amount) and \$88,925.65 (actual).
5. Milford/Miramar Intersection X-Walk \$36,100 (original) and \$29,334.44 (actual).


The biggest difference is Charney Road. The limits of the project were set up as Hillbrook to Dysart. Once the project started, we added the entire Dysart/Charney intersection, including all the ADA curb ramps. This decision was made to match the previous paving projects that all stopped short of the intersection. The original bid for the project also stopped short of the intersection, but this will be the last paving project to come through this area for several years, and it was the right thing to do. This increased the scope of work for the contractor and the unit price quantities all increased accordingly.

Therefore, the Change Order #2 request is for  $\$15,853.00 + \$13,209.77 = \underline{\$29,062.77}$  (3% of the original contract amount).

We have included the quote from C.A. Agresta Construction for the Glendon Road work along with some photos of the area.

If you have any questions, please call.

Very Truly Yours,



Joseph R. Ciuni, P.E., P.S.  
City Engineer

Cc: Allen Pennington, Service Director

# THE C. A. AGRESTA CONSTRUCTION CO.

EXCAVATING AND PAVING CONTRACTORS

4186 GREENVALE ROAD  
SOUTH EUCLID, OHIO 44121

October 24, 2023

GPD Group  
Attn: Joseph R. Ciuni, PE PS  
5595 Transportation Blvd. Suite 100  
Cleveland, OH 44125

**RE: Glendon Road Repairs - City of University Heights**

Dear Mr. Ciuni,

We are pleased to quote the following for Glendon Road Repairs in University Heights:

Base Quote

132 LF	Type 6 Curb @ \$60.00	\$ 7,920.00
30 LF	Type 6 Curb (near south main drive Entrance @ \$60.00	\$ 1,800.00
151 SY	Pavement Removed @ \$15.00	\$ 2,265.00
65 CY	Embankment @ \$20.00	\$ 1,300.00
236 SY	Seeding & Mulching @ \$8.00	<u>\$ 1,888.00</u>
	<b>Total Revised Price Quote</b>	<b>\$15,173.00</b>

Optional Quote

200 LF	Type 6 Curb from trailer pod south To main drive entrance @ \$52.00	\$10,400.00
42 LF	Type 6 Curb at parking lot @ \$55.00	\$ 2,310.00*
151 SY	Pavement Removed @ \$15.00	\$ 2,265.00
65 CY	Embankment @ \$20.00	\$ 1,300.00
236 SY	Seeding & Mulching @ \$ 8.00	<u>\$ 1,888.00</u>
	<b>Total Price Quoted</b>	<b>\$18,163.00</b>

← GESU To pay for this

\$ 15,853.00

\*optional


Very truly yours,

C. A. Agresta Construction Company


  
John Agresta  
President



132' CURB








200'

30'

1





GESU To pay for this cable (if they choose)



---

## UNIVERSITY HEIGHTS FIRE DEPARTMENT

---

Chief Robert D. Perko III  
3980 Silsby Road  
University Heights, OH 44118

Phone: 216.321.1939  
Fax: 216.932.8584

---

### Memorandum

**TO:** KELLY THOMAS, CLERK OF COUNCIL  
**FROM:** CHIEF PERKO *RDP*  
**SUBJECT:** MOTION FOR APPROVAL OF THE CAPITAL PURCHASE OF EMS EQUIPMENT  
CARDIAC MONITOR AS INDICATED IN THE UHFD CIP  
**DATE:** NOVEMBER 1, 2023  
**CC:** MICHAEL DYLAN BRENNAN, MAYOR/SAFETY DIRECTOR; CITY COUNCIL MEMBERS;  
DENNIS KENNEDY, FINANCE DIRECTOR; LUKE MCCONVILLE, LAW DIRECTOR

---

Please find the attached documentation pertaining to the purchase of EMS equipment – LIFEPAK 15 V4 Monitor/Defibrillator cardiac monitor needed for the Fire Department.

The Fire Department Capital Improvement Plan (CIP) was revised to include the 2023 CIP Addendum. This addendum included the request of EMS equipment to include a cardiac monitor and CPR machine as reserve units. These reserve units would serve front line use in the event of repairs or regular maintenance. While functioning in the reserve capacity they can also be used on our front-line fire apparatus to assist with the function as an Advanced Cardiac Life Support (ACLS) 1<sup>st</sup> Responder unit. This also provides an ACLS unit in the firehouse in the event a request for service is generated by a walk-in patient experiencing a cardiac event.

This year the Fire Department was approved a budgeted amount of \$80,000 for the capital equipment purchases. As requested in the CIP, we have already purchased mobile radios in the amount of \$33,600. The balance of \$46,400 was to be utilized for other equipment such as a cardiac monitor. The approval of the cardiac monitor purchase would leave a balance of \$4,133.85. This memo will serve to utilize the remaining approved funds in the capital improvement fund allocated for the fire department for other needed EMS equipment.

Attached is a proposal from Stryker Medical. The proposed purchase of the cardiac monitor includes necessary accessories and charging implementations. Stryker Medical has been a longstanding vendor of EMS equipment for our Fire Department as well as the vendor that conducts annual maintenance on our equipment, to include cardiac monitors.

Attached is a proposal from Stryker Medical to purchase one LIFEPAK 15 V4 Monitor/Defibrillator cardiac monitor for the Fire Department. The cost of the cardiac monitor from Stryker Medical located at P.O. Box 93308 Chicago, IL 60673 is \$42,266.15. In 2024 there is an expected price increase coming that could raise the quote an additional 10%, minimally. Previous requests for this equipment were made by request of utilizing CARES and ARPA funding.

Therefore, I respectfully request City Council to authorize the Mayor to approve this capital purchase request not to exceed the total amount of \$42,266.15 allocated for the purchase of one LIFEPAK 15 cardiac monitor and accessories from Stryker Medical; and on emergency.

Respectfully.



## University Heights FD - LIFEPAK 15 2023

Quote Number: 10767672

Remit to: **Stryker Medical**

Version: 1

P.O. Box 93308  
Chicago, IL 60673-3308

Prepared For: UNIV HEIGHTS FIRE DEPT  
Attn: Eric Lewis  
elewis@universityheights.com  
(440) 539-4469

Rep: Jason Roberts  
Email: jason.c.roberts@stryker.com

Phone Number: (330) 697-4428

Mobile: (330) 697-4428

Service Rep: Dave Raffensberger

Email: dave.raffensberger@stryker.com

Quote Date: 10/20/2023

Expiration Date: 11/30/2023

Contract Start: 08/23/2023

Contract End: 08/22/2024

Delivery Address		End User - Shipping		Bill To Account	
Name:	UNIV HEIGHTS FIRE DEPT	Name:	UNIV HEIGHTS FIRE DEPT	Name:	UNIV HEIGHTS FIRE DEPT
Account #:	20183756	Account #:	20183756	Account #:	20183756
Address:	3980 SILSBY UNIVERSITY HEIGHTS Ohio 44118-3139	Address:	3980 SILSBY UNIVERSITY HEIGHTS Ohio 44118-3139	Address:	3980 SILSBY UNIVERSITY HEIGHTS Ohio 44118-3139

### Equipment Products:

#	Product	Description	U/M	Qty	Sell Price	Total
1.0	99577-001957	LIFEPAK 15 V4 Monitor/Defib - Manual & AED, Trending, Noninvasive Pacing, SpO2, SpCO, NIBP, 12-Lead ECG, EtCO2, BT. Incl at N/C: 2 pr QC Electrodes (11996-000091) & 1 Test Load (21330-001365) per device, 1 Svc Manual CD (26500-003612) per order	PCE	1	\$36,595.78	\$36,595.78
2.0	41577-000288	Ship Kit -QUIK-COMBO Therapy Cable; 2 rolls 100mm Paper; RC-4, Patient Cable, 4ft.; NIBP Hose, Coiled; NIBP Cuff, Reusable, adult; 12-Lead ECG Cable, 4-Wire Limb Leads, 5ft; 12-Lead ECG Cable, 6-Wire Precordial attachment	PCE	1	\$0.00	\$0.00
3.0	21330-001176	LP 15 Lithium-ion Battery 5.7 amp hrs	PCE	3	\$484.80	\$1,454.40
4.0	11171-000082	Masimo RC Patient Cable - EMS, 4 FT.	PCE	1	\$268.80	\$268.80
5.0	11171-000049	Masimo Rainbow DCI Adult Reusable SpO2, SpCO, SpMet Sensor, 3 FT. For use with RC Patient Cable.	PCE	1	\$687.20	\$687.20
6.0	11171-000050	Masimo Rainbow DCIP Pediatric Reusable SpO2, SpCO, SpMet Sensor, 3 FT. For use with RC Patient Cable.	PCE	1	\$756.00	\$756.00
7.0	11160-000013	NIBP Cuff-Reusable, Child	PCE	1	\$26.40	\$26.40
8.0	11160-000017	NIBP Cuff -Reusable, Large Adult	PCE	1	\$36.80	\$36.80
9.0	11160-000019	NIBP Cuff-Reusable, Adult X Large	PCE	1	\$52.00	\$52.00
10.0	11577-000002	LIFEPAK 15 Basic carry case w/right & left pouches; shoulder strap (11577-000001) included at no additional charge when case ordered with a LIFEPAK 15 device	PCE	1	\$345.60	\$345.60
11.0	11220-000028	LIFEPAK 15 Carry case top pouch	PCE	1	\$62.40	\$62.40





## University Heights FD - LIFEPAK 15 2023

Quote Number: 10767672

Remit to: **Stryker Medical**

Version: 1

P.O. Box 93308

Chicago, IL 60673-3308

Prepared For: UNIV HEIGHTS FIRE DEPT

Rep: Jason Roberts

Attn: Eric Lewis

Email: jason.c.roberts@stryker.com

elewis@universityheights.com

Phone Number: (330) 697-4428

(440) 539-4469

Mobile: (330) 697-4428

Service Rep: Dave Raffensberger

Quote Date: 10/20/2023

Email: dave.raffensberger@stryker.com

Expiration Date: 11/30/2023

Contract Start: 08/23/2023

Contract End: 08/22/2024

#	Product	Description	U/M	Qty	Sell Price	Total
12.0	11260-000039	LIFEPAK 15 Carry case back pouch	PCE	1	\$88.80	\$88.80
13.0	11996-000093	Electrode EDGE QUIK-COMBO pediatric RTS	PCE	1	\$44.80	\$44.80
15.0	21330-001365	Test load (for use with QUIK COMBO therapy cable)	PCE	1	\$0.00	\$0.00
16.0	11577-000001	LIFEPAK 15 Shoulder strap	PCE	1	\$0.00	\$0.00
Equipment Total:						\$40,418.98

### Data Solutions:

#	Product	Description	Months	Qty	Sell Price	Total
14.0	11996-000474	4G Modem: Verizon Cellular (for use on customer data plan; purchased separately)	1	1	\$1,236.80	\$1,236.80
Data Solutions Total:						\$1,236.80

### Price Totals:

Estimated Sales Tax (0.000%):	\$0.00
Freight/Shipping:	\$610.37
<b>Grand Total:</b>	<b>\$42,266.15</b>

### Comments:

**Pricing good until 12/29/23**

Prices: In effect for 30 days

Terms: Net 30 Days



## University Heights FD - LIFEPAK 15 2023

Quote Number: 10767672

Remit to: **Stryker Medical**

Version: 1

P.O. Box 93308

Chicago, IL 60673-3308

Prepared For: UNIV HEIGHTS FIRE DEPT

Rep: Jason Roberts

Attn: Eric Lewis

Email: jason.c.roberts@stryker.com

elewis@universityheights.com

Phone Number: (330) 697-4428

(440) 539-4469

Mobile: (330) 697-4428

Service Rep: Dave Raffensberger

Quote Date: 10/20/2023

Email: dave.raffensberger@stryker.com

Expiration Date: 11/30/2023

Contract Start: 08/23/2023

Contract End: 08/22/2024

### Terms and Conditions:

Deal Consummation: This is a quote and not a commitment. This quote is subject to final credit, pricing, and documentation approval. Legal documentation must be signed before your equipment can be delivered. Documentation will be provided upon completion of our review process and your selection of a payment schedule. Confidentiality Notice: Recipient will not disclose to any third party the terms of this quote or any other information, including any pricing or discounts, offered to be provided by Stryker to Recipient in connection with this quote, without Stryker's prior written approval, except as may be requested by law or by lawful order of any applicable government agency. A copy of Stryker Medical's terms and conditions can be found at [www.stryker.com/stnc](http://www.stryker.com/stnc).



---

# UNIVERSITY HEIGHTS FIRE DEPARTMENT

---

Chief Robert D. Perko III  
3980 Silsby Road  
University Heights, OH 44118

Phone: 216.321.1939  
Fax: 216.932.8584

---

## Memorandum

**TO:** KELLY THOMAS, CLERK OF COUNCIL  
**FROM:** CHIEF PERKO *RDP*  
**SUBJECT:** MOTION FOR APPROVAL OF THE PURCHASE OF ONE FIRE DEPARTMENT UTILITY VEHICLE AS INDICATED IN THE UHFD CAPITAL IMPROVEMENT PLAN  
**DATE:** NOVEMBER 1, 2023  
**CC:** MICHAEL DYLAN BRENNAN, MAYOR/SAFETY DIRECTOR; CITY COUNCIL MEMBERS;  
DENNIS KENNEDY, FINANCE DIRECTOR; LUKE MCCONVILLE, LAW DIRECTOR

---

Please find the attached documentation pertaining to the purchase of one 2024 Ford F150 Responder utility vehicle with accessories and equipment needed for the Fire Department.

The Fire Department 5-year Capital Improvement Plan (CIP) recommends replacement of Fire/EMS apparatus and staff vehicles. Each year the CIP is amended to consider necessary revisions related to operational needs, budget and grant funding. As indicated in the CIP, the purchase of a utility vehicle will serve to replace one utility vehicle that has increasingly experienced mechanical failures and safety issues. The vehicle being decommissioned from emergency response usage and repurposed is unit #1171, a 2007 Ford F-250 with approx. 38,000 miles.

This vehicle has had numerous significant repairs to include a full restoration in 2018. The body is currently rotting and it was deemed unsafe to drive emergently by our service department mechanic. The number of necessary repairs far exceed the value of the vehicle and would likely not result in it being safe for emergency response.

The replacement of this utility vehicle was brought to the city finance committee for discussion and budgetary planning for FY2023. It was recommended to budget a minimum of \$65,000 in fall of 2022 due to supply chain issues and prices increases. What was presented to council as potentially unusual price increases and lengthy lead times are in fact worst that anticipated and beyond the control of the manufacturers.

The vehicle spec committee for this unit has sought out creative ways to reduce costs and lead times while still recommending a unit that will serve the needs of the department and deliver services to the community safely and effectively. This was accomplished by analyzing the needs of the vehicle to serve the department and service delivery of the community.

This vehicle is one of the most robust and versatile vehicles in the fleet as it serves so many different purposes. It responds emergently to technical rescue incidents, responds to fire investigation incidents, is used for hydrant flushing and flow testing, to shuttle training equipment, to attend meetings and conferences, to tow equipment and to pick up supplies, just to name a few. It is also utilized as a command vehicle when our primary command vehicle is out of service. The same vehicle is also used by Fire Department personnel to snow plow the city hall lot, the building department lot, the lot at 2288 Saybrook and the parking spaces along the alley of the fire department and service garage.



---

## UNIVERSITY HEIGHTS FIRE DEPARTMENT

---

Chief Robert D. Perko III  
3980 Silsby Road  
University Heights, OH 44118

Phone: 216.321.1939  
Fax: 216.932.8584

---

It is incredibly challenging to outfit an emergency vehicle to respond safely while also serving as a utility plow vehicle. After lengthy discussion with the Service Director and Mayor, it was recommended that the vehicle being decommissioned for emergency response usage, unit #1171, be repurposed as solely a plow truck for the Fire Department. Repairs would be made to maintain the vehicle in that capacity, not for emergency response.

This year the Fire Department was approved a budgeted amount of \$55,000 for the capital purchase of a utility vehicle. The utility truck purchasing committee has recommended rolling all associated equipment costs into the purchase of the new vehicle. This equipment would include items like the necessary responder lighting and sirens, bed cap and storage, installation of communications radios and graphics.

By not using the vehicle for plowing we able to purchase a small chassis vehicle at a reduced cost. The F-150 chassis lead times are also reduced and estimated delivery would be fall of 2024.

Attached is a proposal from Montrose Ford. The proposed purchase of the 2024 Ford F-150 is an item on State bid through the State of Ohio Cooperative Purchasing Program. These vehicles are the prominent choice for Fire Department use in our region and is similar to the vehicle being repurposed.

Hall Public Safety has outfitted most of our emergency vehicles over many years, including three Ford Explorers. They have outfitted items such as lighting, radio equipment, and I.T. needs. Attached is a proposal from Hall Public Safety to fully outfit the proposed 2024 Ford F-150 Responder. The vehicle will also be outfitted with a bed cap to maintain the security and integrity of equipment and gear in the bed. Attached is a proposal from A Better Truck Cap and Hitch to outfit the truck bed. Lastly, a proposal from Auto Trim of Cleveland is included to install departmental identification decals.

- The cost of the Ford F-150 Responder utility vehicle from Montrose Ford located at 3960 Medina Road Akron, OH 44333 is \$49,047.27.
- The cost to outfit the vehicle from Hall Public Safety located at 8291 Darrow Road, Twinsburg, OH 44087 is \$16,091.60
- The cost of outfitting the truck bed from A Better Truck Cap and Hitch located at 5311 Brookpark Road Parma, OH 44134 is \$7,824.00.
- The cost of the departmental identification decals from Auto Trim of Cleveland located at 26100 Broadway Ave., Cleveland, OH 44146 is \$1,325.00.

The total cost of the vehicle fully outfitted is \$74,287.87. Payment will be due upon delivery, but the money will need to be encumbered now. This would result in a budget amendment of \$19,287.87.

I respectfully request City Council to authorize the Mayor to approve this capital purchase request not to exceed the total amount of \$74,287.87; and \$49,047.27 allocated for the purchase of one 2024 Ford F-150 Responder from Montrose Ford; and \$16,091.60 allocated to outfit the vehicle from Hall Public Safety; and \$7,824.00 allocated to outfit the truck bed; and \$1,325.00 being allocated to purchase and install departmental identification decals from Auto Trim of Cleveland; and on emergency.

Respectfully.

**2024 F150 RESPONDER (3.5L V-6)**

**MONTROSE AUTO GROUP IS SELLING FOR LESS THAN STATE CONTRACT PRICE**

Order No:                     

**UNIVERSITY HEIGHTS FIRE**

FIN# QH825

- W1P F150 POL RESP
- 145" WHEELBASE
- Available colors listed below
- P POLICE SEAT
- B BLACK
- 150A EQUIP GRP
- XL SERIES
- 425 50 STATE EMISS

- 998 3.5L V6 GTDI
- 44G 10 SPD AUTO
- 18B BLK PLAT BDS
- 59E DRIVER SIDE SPOT (UNITY)
- 67P REMOTE KEYLESS
- 924 PRIV GLASS W/DEFROST

The items to the left are how the STATE CONTACT car was quoted and that is this price below. Any additional options added will increase this price.

\$ 47,995.00

**Wheel Image Coming Soon**

STANDARD WHEEL



OPTIONAL ALUM WHEEL (64H)

THE ITEMS BELOW ARE NOT INCLUDED IN THE ABOVE PRICE (CHOSING THEM WILL + OR - TO ABOVE AMOUNT)			
ADDL KEY <i>(COMES WITH 2 ALREADY)</i>	DLR	\$	395.00
TRAILER TOW PACKAGE	FTP	\$	1,294.00
BACKUP ALARM	85H	\$	150.00
PRE-COLLISION ASSIST W/PED DETECTION	PCA	\$	749.00
DAYTIME RUNNING LAMPS	DRL	\$	44.00
FOG LAMPS	59S	\$	199.00
TRAILER BRAKE CONTROL	67F	\$	274.00
HTD MIRRORS <i>(requires 59E, 59F, 59G OR 59J spot)</i>	54R	\$	59.00
MAN FOLD PWR TT MIRROR <i>(na w/ spotlights)</i>	54R/59S	\$	799.00
LED MIRROR LIGHTS <i>(na w/ spotlights) req. 54R/59S</i>	INC IN 54R/59S	\$	259.00
REVERSE SENSING SYSTEM	RSS	\$	275.00
BED DIVIDER	DLR	\$	655.00
SPRAY IN LINER	DLR	\$	655.00
LED RED/BLUE WARNING STROBES	DLR	\$	1,222.00
LED AMBER WARNING STROBES	DLR	\$	1,199.00
PERIMETER ALARM W/ RMT START	DLR	\$	599.00
ROAD READY	DLR	\$	8,643.00
6YR 125K \$0 DED PREMIUM ESP	DLR	\$	3,996.00
5 YR 100K \$0 DED EXTRA CARE ESP	DLR	\$	3,567.00
MINIMUM DELIVERY CHARGE	DLR	\$	350.00
TITLE FEE	DLR	\$	15.00
TEMP TAGS	DLR	\$	18.50

UNIVERSITY HEIGHTS FIRE  
Attn:

TOTAL OF STATE CONTRACT UNIT W/ ADDED ADDL. BID ITEMS FROM ABOVE	\$	48,222.50
<i>MONTROSE AUTO GROUP DISCOUNT ON STATE CONTRACT UNIT</i>	\$	(500.00)
TOTAL FOR REMOTE START AND CLOTH REAR SEAT PROVIDED VIA MONTROSE FORD	\$	1,195.00
TOTAL FOR EXT WARRANTY (IF REQUESTED)	\$	-
TOTAL FOR CUSTOMER ADDED OPTIONS - NOT QUOTED TO THE STATE	\$	129.77
TOTAL FOR SINGLE UNIT QUOTED / ORDERED - <b>BEATS STATE CONTRACT PRICING</b>	\$	49,047.27
1 unit/s requested	\$	49,047.27

Derek Powers  
Fleet/Gvmt. Sales Mgr.  
Cell (419) 606-5659  
[dpowers@gomontrose.com](mailto:dpowers@gomontrose.com)

QUOTED 11/1/2023  
ORDERED

ACCEPTED BY: \_\_\_\_\_ Date: \_\_\_\_\_

**AVAILABLE COLORS TO CHOOSE FROM**

	CODE	DESCRIPTION	PRICE	ADD - YES OR NO ?
	UM	AGATE BLACK	\$	
	M7	CARBONIZED GRAY	\$	
	HX	ANTIMATTER BLUE	\$	
	B3	ATLAS BLUE METALLIC	\$	
	JS	ICONIC SILVER	\$	
	YZ	OXFORD WHITE	\$	
	GR	GREEN	\$	
	E4	VERMILLION RED	\$	YES
	MB	ORANGE	\$	
	B1	SCHOOL BUS YELLOW	\$	
	AT	YELLOW	\$	

**These items below can be added to the build - Select what you need, or ask Salesman if you have questions**

CODE	DESCRIPTION	PRICE	ADD - YES OR NO ?
41A	BADGE-DELETE	\$ _____	
435	POWER SLIDING REAR WINDOW <i>(req-option-924)</i>	\$ 440.99	
17C	CHROME FRONT AND REAR BUMPERS <i>(req-option-595)</i>	\$ 173.02	
942	DAYTIME RUNNING LAMPS	\$ 43.26	YES
41H	BLOCK HEATER	\$ 86.51	YES
47R	FLOOR LINERS <i>(req-19A or 168)</i>	\$ 192.01	
168	CARPET W/ MATCHING MATS	\$ 144.54	
153	FRONT LICENSE PLATE BRACKET	\$ _____	
19A	INTERIOR UPGRADE PACKAGE <i>(console, carpet cloth seats)</i>	\$ 585.53	
17R	REAR DOOR LOCKS/HANDLES/WINDOWS INOPERABLE	\$ 173.02	
64H	18" ALUMINUM WHEEL	\$ 466.31	
54Y/59S	MIRRORS W/ TURN SGLS <i>(req-option-924) (n/a with spotlights)</i>	\$ 470.53	
61P	POWER PASSENGER SEAT	\$ 288.02	
60F	FRONT CONSOLE PLATE DELETE	\$ _____	
60R	REAR CONSOLE PLATE <i>(n/a w/ option-19A)</i>	\$ 56.97	
96L	WHEEL ARCH LINER	\$ 173.02	
62E	KEY ALIKE -1435x	\$ 48.53	
62B	KEY ALIKE -1284x	\$ 48.53	
62D	KEY ALIKE -0135x	\$ 48.53	
62F	KEY ALIKE -0576x	\$ 48.53	
62J	KEY ALIKE -1111x	\$ 48.53	
62C	KEY ALIKE -1294x	\$ 48.53	
62G	KEY ALIKE -0151x	\$ 48.53	
59C	SPOT LAMP PREP KIT , DRVR ONLY <i>(n/a w/ 54R/59s or 54Y/59S)</i>	\$ 139.26	
59D	SPOT LAMP PREP KIT , DUAL <i>(n/a w/ 54R/59s or 54Y/59S)</i>	\$ 274.30	
59F	D/S SPOT (WHELEN) <i>(n/a w/ 54R/59s or 54Y/59S)</i>	\$ 413.56	
59G	DUAL SPOT (UNITY) <i>(n/a w/ 54R/59s or 54Y/59S)</i>	\$ 609.79	
59J	DUAL SPOT (WHELEN) <i>(n/a w/ 54R/59s or 54Y/59S)</i>	\$ 653.05	

**Email completed form to: [dpowers@gomontrose.com](mailto:dpowers@gomontrose.com) and I will email your quote.**



**Hall Public Safety Upfitters**

Corporate Office  
8291 Darrow Rd.  
Twinsburg, Ohio 44087  
855-387-3911  
Hallpublicsafety.com

Remit to/Mailing Address  
12400 Beechlawn Ave. N.E.  
Alliance, Ohio 44601

Customer

**University Hts. Fire Dept.**

Attn: Rita Drew  
2300 Warrensville Center Rd  
University Heights, OH 44118

Estimate Date : November 01, 2023

Expiration Date : December 01, 2023

Project : 2024 Ford F150 Responder

Sales rep : Dave Butch

Ship To

3980 Silsby Road  
University Heights, OH 44118

#	Item & Description	Qty	Rate	Amount
1	Per department vehicle will be equipped with a cab high bed cap	1.00	0.00	0.00
2	Department will supply...APX 4500 radios X 2, Portable radio charger, Flashlight x 2, Pyramid repeater box, Knox box  Per department, no strip-out associated with this build Per department, no camera install and no modem install	1.00	0.00	0.00
3	Whelen 54" Legacy DUO WeCanX Lightbar- Red with white front and amber rear SKU : EB2SP3R	1.00 EA	2,299.00	2,299.00
4	Whelen SA315 Mount Kit, for 18-23 Ford F-150 and 2022 Expedition SKU : SAK73	1.00 EA	39.20	39.20
5	Whelen Cencom Core Amplifier Control Module SKU : C399	1.00 EA	1,149.00	1,149.00
6	Whelen Core controller 8 push buttons, 4 position slide switch, 7 position rotary knob and traffic advisor buttons SKU : CCTL6	1.00 EA	0.00	0.00
7	Whelen Installation Kit for C399 Series for 2021 Ford F-150 SKU : C399K7	1.00 EA	0.00	0.00
8	Whelen WeCanX 16 Output Expansion Module SKU : CEM16	1.00 EA	221.60	221.60
9	Whelen Vehicle to Vehicle Module, Includes Internal Antenna SKU : CV2V	1.00 EA	210.00	210.00
10	Whelen 6" round dome light, red/white SKU : 60CREGCS	1.00 EA	81.00	81.00

#	Item & Description	Qty	Rate	Amount
11	Whelen ION Duo Red/White SKU : I2D Front grill	2.00 EA	156.00	312.00
12	Whelen ION-T Series Linear DUO Red/White SKU : TLI2D Tail gate	2.00 EA	151.20	302.40
13	Whelen 8 head Dominator- 4 Red/4 Amber SKU : D840400 NON TRAFFIC ADVISOR	1.00 EA	642.40	642.40
14	Whelen PAR-46 Super LED 8 degree spotlight replacement SKU : P46FLC	1.00 EA	238.40	238.40
15	Whelen WecanX Tracer 5 Lamp TRIO, Red/White/Blue for 15-22 Ford F-150 SKU : TCRWX5-JC-TCRLBKT	2.00 EA	999.00	1,998.00
16	Whelen Flourent Plus Series LED Tube Light, 9' SKU : F09PC Truck bed	4.00 EA	87.20	348.80
17	Sound Off Tail Light flasher SKU : ETFBSSN-P	1.00 EA	71.40	71.40
18	2101 SKU : Misc. Heavy duty back-up alarm	1.00 EA	90.00	90.00
19	Westin Tablet Mount w/ 12" Telescoping Post, Tilt/Swivel with Universal Display Bracket SKU : 500-0011	1.00 EA	307.30	307.30
20	Magnetic Mic SKU : MMSU-1	3.00 EA	39.95	119.85
21	Havis Charge Guard battery saver/timer SKU : CG-X	1.00 EA	90.95	90.95
22	Two way radio antenna and cable SKU : Antenna	3.00 EA	85.00	255.00
23	Havis 12.5" Wide Flat 30" Vehicle-Specific Console For 21-23 Ford F-150 Police Responder, (SSV), 23 Ford F-250, 350, 450 XL & XLT Super Duty Pickup, F-450 & 550 Cab Chassis & F-600 Chassis Cab SKU : C-VSW-3000-F150-3	1.00 EA	887.30	887.30
24	Havis Internal Adjustable Dual Cup Holder SKU : CUP2-1001	1.00 EA	59.94	59.94
25	Havis side mount arm rest SKU : C-ARM-102	2.00 EA	84.10	168.20
26	Havis Charge Guard battery saver/timer SKU : CG-X	1.00 EA	90.95	90.95
27	Tiger Tough Bucket Set, for 21-22 Ford F150, XL, XLT in Black SKU : 52145BLK	1.00 EA	240.43	240.43
28	Kussmaul Auto Charger 7 LPC 12v SKU : 445-4290-5	1.00 EA	277.29	277.29



#	Item & Description	Qty	Rate	Amount
29	Kussmaul Super auto eject 120 volt AC 20 amp SKU : 091-55-20-120 RED cover	1.00 EA	332.29	332.29
30	Weathertech 1st & 2nd Row Floorliners in Black for 2023 F-150 SKU : 446971V-446972	1.00 EA	233.90	233.90
31	2101 SKU : Misc. 12 volt voltage gage	1.00 EA	50.00	50.00
32	Data control harness and cables SKU : Data control	1.00 EA	175.00	175.00
33	Misc. wires, connectors, supplies and hardware SKU : Misc. wires	1.00 EA	475.00	475.00
34	Labor - vehicle upfit SKU : Labor - vehicle upfit Install all listed items. Plus department supplied items listed above. Wire in and test	1.00	3,900.00	3,900.00
35	NOTE...Add 10 foot extension cord to 120 volt end of Kusmaul for auxiliary power in rear seat/cab area	1.00	0.00	0.00
			Sub Total	15,666.60
			Shipping charge	425.00
			<b>Total</b>	<b>\$16,091.60</b>

## Notes

Thank you for your business !!

\*\*\*\*Remit to/Mailing Address\*\*\*\*

12400 Beechlawn Ave.  
Alliance, Ohio 44601

## Terms & Conditions

Estimate is good for 30 days

Quote

Quote expires  
December 31, 2023 12:00 am



Parma 216-741-5566  
Painesville Twp. 440-296-1111  
REMIT TO: 5311 BROOKPARK ROAD  
PARMA, OH 44134

\*\*\*VISIT OUR WEBSITE AT - WWW.ABETTERTRUCKCAP.COM\*\*\*

Page: 1  
Ticket #: 1-1000566  
Ticket date: 11/1/23 3:16 pm  
Station: 12

Sold to: CITY OF UNIVERSITY HEIGHTS  
2300 WARRENSVILLE CENTER RD  
UNIVERSITY HEIGHTS, OH 44118  
2169327800  
MAKE: FORD  
MODEL: F150 SCREW 5.5  
YEAR: 2024  
INST: O

Customer #: 2169327800 Ship date: Ship-via code:  
Sales Rep: RLL Location: 1 Terms:  
Customer PO#: BOB 216-314-1787

Quantity	Item #	Description	Ship-from location	Price	Selling unit	Ext prc
1	63024SRX	21 UP F150 5.5 UR LINER		225.00	EACH	225.00
1	DECKED-XF4	DECKED DRAWER STORAGE SYS+INST		1,503.00	EACH	1,503.00
1	LABOR ACCESSORY	INSTALL DECKED DRAWER SYSTEM		210.00	EACH	210.00
1	LABOR ACCESSORY	EV0306-MB SMART CAP-EVO SPORT		4,496.00	EACH	4,496.00
1	LABOR ACCESSORY	SC-SA0605 DRIVERS SIDE FULL BIN		495.00	EACH	495.00
1	LABOR ACCESSORY	EV0606 PASSENGER SIDE FULL BIN		495.00	EACH	495.00
1	LABOR ACCESSORY	ASSEMBLE/INSTALL SMART CAP		400.00	EACH	400.00

Order Note: HAVE BEEN ADVISED THERE IS NO DIFFERENCE IN 2023 -2024  
BED.  
BED LINER, DECKED AND SMART CAP READILY AVAILABLE.  
FULL BINS D/S AND P/S OF SMART CAP ARE ABOUT 12 - 16 WEEKS OUT.  
BOB PERKO E-mail <bperko@universityheights.com>

Ord subtotal: 7,824.00  
Order tax: 0.00  
Order total: 7,824.00

CELEBRATING 36 YEARS  
Please call Jerry with comments or questions 216-299-4505  
I have been demonstrated that the electrical components

installed are working condition \_\_\_\_\_ initials.  
I decline the extended electrical warranty \_\_\_\_\_ initials  
I certify my order is complete and in good condition



Auto Trim of Cleveland  
26100 Broadway Ave  
Oakwood Village, OH 44146 US  
(440)439-6015  
shawnam@autotrim-cle.com



## Estimate

**ADDRESS**

UNIVERSITY HEIGHTS FIRE  
DEPT  
3980 Silsby Rd  
University Heights, oh 44118

**SHIP TO**

UNIVERSITY HEIGHTS  
FIRE DEPT  
3980 Silsby Rd  
University Heights, oh 44118

**ESTIMATE #** 1008

**DATE** 11/01/2023

---

ACTIVITY	QTY	RATE	AMOUNT
<b>Services</b> Supply and install Graphics on 2024 F150	1	1,325.00	1,325.00
TOTAL			<b>\$1,325.00</b>

Accepted By

Accepted Date



---

# UNIVERSITY HEIGHTS FIRE DEPARTMENT

---

Chief Robert D. Perko III  
3980 Silsby Road  
University Heights, OH 44118

Phone: 216.321.1939  
Fax: 216.932.8584

---

## Memorandum

**TO:** KELLY THOMAS, CLERK OF COUNCIL  
**FROM:** CHIEF PERKO *RDP*  
**SUBJECT:** MOTION FOR APPROVAL OF THE PURCHASE OF ONE FIRE DEPARTMENT  
AMBULANCE FULLY OUTFITED  
**DATE:** NOVEMBER 1, 2023  
**CC:** MICHAEL DYLAN BRENNAN, MAYOR/SAFETY DIRECTOR; CITY COUNCIL MEMBERS;  
DENNIS KENNEDY, FINANCE DIRECTOR; LUKE MCCONVILLE, LAW DIRECTOR

---

Please find the attached documentation pertaining to the purchase of one Braun Chief XL demo unit ambulance on a 2024 Ford F-550 Gas 4x4 chassis, as designed per the attached specifications and with equipment needed for the Fire Department.

The Fire Department 5-year Capital Improvement Plan (CIP) recommends replacement of Fire/EMS apparatus and staff vehicles. Each year the CIP is amended to consider necessary revisions related to operational needs, budget and grant funding. As indicated in the CIP, the purchase of an ambulance will serve to replace one ambulance that is recommended for replacement in 2024. The ambulance being decommissioned is unit #1142, a 2014 Horton Terra Star with approx..70,000 miles.

The replacement of this ambulance was brought to the city finance committee for discussion and budgetary planning for FY2023. It was recommended to enter into a purchase agreement in 2023 due to supply chain issues and price increases. What was presented to council as potentially unusual price increases and lengthy lead times are in fact worst that anticipated and beyond the control of the manufacturers.

The ambulance spec committee for this unit has sought out creative ways to reduce costs and lead times while still recommending a unit that will serve the needs of the department and deliver services to the community safely and effectively.

This was accomplished by pricing all chassis manufacturers and cross-comparing lead times. While the fabrication of the modular unit is a factor, the chassis is the main component challenging lead times. A smaller chassis is also being recommended to reduce costs, while being large enough to have the capacity for a fully loaded unit. The chassis being replaced operated on an air ride technology platform that resulted in ongoing mechanical issues. The new chassis will be outfitted with a newer commercial suspension design with liquid spring technology. As referenced on the dealer website, the smart technology suspension is a “5-link structure directed by an onboard microprocessor that simultaneously monitors speed, steering, braking, and road inputs 1000x per second using a proprietary compressible fluid as the spring mechanism to provide the optimal ride and handling characteristics at all times.”

The committee also discovered cost savings by recommending the purchase of a demo unit. Not only would this reduce lead times by up to a year, it would also reduce costs up to \$10,000. As of October 28, 2023, the estimated delivery date is August/September of 2025. This demo unit will be a brand-new



---

## UNIVERSITY HEIGHTS FIRE DEPARTMENT

---

*Chief Robert D. Perko III*  
**3980 Silsby Road**  
**University Heights, OH 44118**

**Phone: 216.321.1939**  
**Fax: 216.932.8584**

---

ambulance chassis and modular unit. This demo unit along with many others were purchased by Penn Care, Inc. to assist customers with reduced lead times and looming price increases, especially since the pandemic. Specific to the recommended purchase from Penn Care, Inc., they had lead times typically one year lower than the competitor. The demo unit reduced the lead time by an additional year, therefore we would estimate to take delivery in 2025 instead of 2027.

During finance committee meetings it was recommended to consider budgeting up to \$350,000 for the ambulance with the disclaimer of unknown and expected price increases. This year the Fire Department was approved a budgeted amount of \$275,000 for the capital purchase of an ambulance.

The ambulance purchasing committee has recommended rolling all associated equipment costs into the purchase of the new ambulance. This equipment would include items like the cot, cot loading system and stair chair system. All other equipment will be repurposed from the ambulance being replaced. The total purchase price provided in the attached purchase agreement from Penn Care, Inc. includes the chassis, the modular unit (conversion), graphics and needed equipment.

The proposed purchase of the 2024 Braun Chief XL demo unit ambulance on a 2024 Ford F-550 Gas 4x4 chassis is an item on State bid through the State of Ohio Cooperative Purchasing Program and the quoted price is below state pricing. Penn Care, Inc. is a reputable company that has been in the ambulance business for decades. They sell a variety of ambulance models and chassis.

The cost of the vehicle fully outfitted from Penn Care, Inc. located at 1317 North Road Niles, OH 44446 is \$422,596.00. The cost breakdown as indicated in the purchase agreement is:

- Ambulance Conversion: \$258,539.00
- Chassis Price (Estimate Only): \$66,899.00
- Graphics: \$4,947.00
- Stryker Cot/Power Load/Stair Chair: \$92,211.00

Payment will be due upon delivery, but the money will need to be encumbered now. This would result in a budget amendment of \$147,596.00. The total cost of the ambulance is \$330,385.00. The remaining costs are associated with equipment. Grant funding will be explored prior to the equipment purchases to hopefully offset some of the Stryker equipment costs.

Please be aware that the bid spec and drawings are final drafts and may be subject to slight modifications not resulting in any cost increases.

I respectfully request City Council to authorize the Mayor to approve this capital purchase request not to exceed the total amount of \$422,596.00 for the purchase of one fully outfitted Braun Chief XL demo unit ambulance on a 2024 Ford F-550 Gas 4x4 chassis from Penn Care, Inc.; and on emergency.

Respectfully.



Emergency Vehicle Purchase Agreement  
October 27, 2023

Purchaser:  
The City of University Heights  
2300 Warrensville Center Rd.  
University Heights, OH 44118

Seller:  
Penn Care, Inc.  
1317 North Rd.  
Niles, OH 44446

The City of University Heights intends to purchase (1) Braun Chief XL Demo unit on the Ford F-550 Gas 4X4 chassis, as designed per the attached specifications, and when applicable, technical drawings, graphic design and other required documents. Additions, deletions and/or changes must be approved by all parties in writing and may cause delays in deliveries and additional charges to the purchaser.

**PRICING**

Ambulance Conversion:	\$258,539.00
Chassis Price (Estimate Only):	\$66,899.00
Graphics:	\$4,947.00
Stryker Cot/Power Load/ Stair Chair**:	\$92,211.00

**Total Due: \$422,596.00**

**\*\*Stryker components shall be ordered by the purchaser, all Stryker invoices will be paid by the Seller. Seller shall invoice Purchaser separate from the final invoice of the truck and require net 15 day payment for all Stryker components.**

**CHASSIS AVAILABILITY, PRICING, AND MANUFACTURES INCENTIVE:**

Chassis year, price and manufactures incentives are priced as budgetary estimations ONLY and will not be finalized until the chassis arrives at the ambulance manufacturing facilities.

**DELIVERY TIMES**

Estimated completion: Q3 of 2025. Quoted lead times and delivery expectations quoted by Penn Care, Inc. are approximate and not guaranteed. Quoted lead times will be extended for ChangeOrders, delays from the chassis OEM and Force Majeure.

**TRADE DESCRIPTION:**



#### **TRADE-IN TERMS AND APPRAISAL**

Where Purchaser wishes to trade-in a used motor vehicle as part of the consideration for the motor vehicle ordered, Seller may appraise the trade-in at the time of the execution of this order by Purchaser. Seller also reserves the right to reappraise the trade-in at the time of delivery. The seller shall not alter a Trade-In appraisal from the time of the initial appraisal until the time of delivery unless:

- 1) Intervening factors indicate an apparent decrease in the value of the value of the trade-in over and above ordinary wear and tear
- 2) A change occurs in the mechanical performance of the vehicle
- 3) Emergency, medical, and/or other equipment/components have been removed that were not previously discussed and agreed to in writing
- 4) The Seller has made any misrepresentation of the vehicle and/or components to Penn Care, Inc.

#### **WARRANTY**

No representation has been made by Penn Care, Inc., except as herein stated and no warranties, expressed or implied, may arise except from this writing. All warranties are issued by the chassis manufacturer, the ambulance builder, and/or component parts suppliers and Penn Care, Inc. shall have no liability with respect to warranties issued by the chassis manufacturer, the ambulance builder, and component parts suppliers. Used vehicles are "as is" and have no warranty.

#### **INVOICING AND PAYMENT**

Unless otherwise agreed to in writing, Penn Care, Inc. will invoice the Purchaser 30 days prior to the scheduled delivery date. Upon completion of production and quality inspection by the Purchaser the vehicle is declared ready for delivery and payment will be due upon acceptance and/or delivery.

#### **PAYMENT OF SALES AND USE TAXES**

The price for the motor vehicle specified in this agreement does not include Sales Taxes and Use Taxes (Federal, State, or Local) unless expressly stated. Purchaser assumes and agrees to pay, unless prohibited by law, and such Sales, Use, or Occupational Taxes imposed on or applicable to the transaction covered by this agreement, regardless of which party may have primary tax liability.

#### **ACCEPTANCE**

When requesting a final inspection the Purchaser shall inspect the vehicle(s) within 10-days of notification of completion of production. Vehicles not inspected by buyer will be deemed complete and ready for delivery, and payment will be due upon delivery. Items and issues discovered after the 10-day window shall not hold up payment from buyer to Penn Care Inc., these issues will be handled as warranty claims following the normal procedures.

#### **PAYMENT AND TITLE**

All payments shall be made in U.S. dollars either by certified check or wire transfers, credit card payments are not acceptable without prior written authorization (fees will apply). Payment terms are COD, unless otherwise agreed to in writing by Penn Care, Inc. Interest terms begin 16-days from date of delivery and are charged at a rate of prime plus 6%. MSO and title are released to Purchaser upon payment in full, including any related interest, shipping expenses, and other related costs and expenses to Penn Care Inc. or to the appointed floor plan financing company.

As collateral security for the payment of the purchase price of the Vehicles, Buyer hereby grants to Penn Care Inc., a lien on and security interest in and to all of the right, title, and interest of Purchaser in, to, and under the Vehicles, wherever located, and whether now existing or hereafter arising or acquired from time to time, and in all accessions thereto and replacements or modifications thereof, as well as all proceeds, including insurance proceeds, of the foregoing. The security interest granted under this provision constitutes a purchase money security interest under the Ohio Uniform Commercial Code.

#### **CANCELLATION**

Penn Care, Inc., may, in its sole discretion, and without liability or penalty, cancel this order at its sole discretion. Once Penn Care's manufactures commence engineering, no cancellation of this order is permitted, and the full purchase price is due and payable to Penn Care, Inc. Notwithstanding other provisions of this Agreement, and in addition thereto, Penn Care, Inc. shall be entitled to its reasonable and anticipated lost profit from such cancellation.

#### **FORCE MAJEURE**

Penn Care, Inc. shall not be liable or responsible to Purchaser, nor be deemed to have defaulted or breached these Terms and Conditions, for any failure or delay in fulfilling or performing any of these Terms and Conditions when and to the extent such failure or delay is caused by or results from acts or circumstances beyond the reasonable control of Penn Care, Inc., and/or the manufactures which Penn Care, Inc. represents including, without limitation, acts of God, flood, fire, earthquake, explosion, governmental actions, war, invasion or hostilities, terrorist threats or acts, riot or other civil unrest, national emergency, revolution, insurrection, epidemic, lockouts, strikes or other labor disputes (whether or not relating to either party's workforce), restraints or delays affecting carriers, inability or delay in obtaining supplies of adequate or suitable materials, or telecommunication breakdown, or power outage.





**DEFAULT/ATTORNEY'S FEES**

Purchaser is in default of the Terms and Conditions if any of the following occurs (except as prohibited by law): (i) Purchaser fails to perform any obligation that Purchaser has undertaken in these Terms and Conditions; or (ii) Penn Care, Inc., in good faith, believes that Purchaser cannot, or will not, pay or perform the obligations it has agreed to in the Terms and Conditions.

If Purchaser defaults, or in the event Penn Care, Inc. brings an action or proceeding to enforce the terms hereof or declare rights hereunder, Purchaser agrees to pay Penn Care, Inc. costs for collecting amounts owing, including, without limitation, court costs, attorney's fees (for attorneys who are not our salaried employees), and fees for repossession, repair, storage, and sale of Vehicles, all without relief from valuation and appraisal laws.

**GOVERNING LAW**

All of terms and provisions of the agreement and the rights and obligations of the parties hereto shall be interpreted and enforced in accordance with the laws of the State of Ohio.

**REMEDIES**

If Purchaser is in default of these Terms and Conditions, Penn Care, Inc. shall have all the remedies provided by law in these Terms and Conditions: (i) Penn Care, Inc. may require Purchaser to immediately pay Penn Care, Inc., subject to any refund required by law, the remaining unpaid balance due; (ii) Penn Care, Inc. may require Purchaser to make the Vehicle available to Penn Care, Inc. at a designated place that is reasonably convenient to each party; (iii) Penn Care, Inc. may immediately take possession of the Vehicle by legal process or self-help, but in doing so Penn Care, Inc. may not breach the peace or unlawfully enter onto Purchaser's premises; (iv) Penn Care, Inc. may then sell the Vehicle and apply what it receives as provided by law to Penn Care, Inc. reasonable expenses and then toward Purchaser's obligations; and (v) Except when prohibited by law, Penn Care, Inc. may sue Purchaser for additional amounts if the proceeds of a sale do not pay all of the amounts Purchaser owes to Penn Care, Inc. By choosing any one or more of these remedies, Penn Care, Inc. does not waive its right to use another remedy. By deciding not to use any remedy, Penn Care, Inc. does not give up its right to consider the event a default if it happens again.

**PURCHASER**

Signature: \_\_\_\_\_

Name/Title: \_\_\_\_\_

Date: \_\_\_\_\_



# Bid Specification

University Heights 1 Braun Bid Spec 2023-09-04 20-11-19

**Reference:** QUO0000009013 Rev: 1  
**Purchaser:** Penn Care  
**Contact:** Taylor Pease  
**Address:** 1317 North Road  
 Niles, OH

**Opportunity:** University Heights  
**Account:** University Heights  
**Quote Owner:** PJ Lukasewski  
**Shipping Address:**

**Telephone:**

**Currency:** USD  
**Quotation Date:** 2023-08-30  
**Expiration:** 2023-09-29

Name	Specifications
------	----------------

Chief XL Type I



-72" Headroom  
 -169"L Full Seam Welded Module

## Braun - KKK Change Notice

Item Number	Name
-------------	------

00-01-0001	<p>GENERAL CONDITIONS</p> <p><b>PURCHASER:</b> The "Purchaser" who is hereinafter described as an individual, or a group of individuals who represent the interest of a City, Borough, County, Parish, State, or Private enterprise AND has been charged with the responsibility of purchasing one or more emergency medical ambulance(s).</p> <p><b>BIDDER:</b> The "Bidder" is hereinafter defined as the ambulance manufacturer and/or it's authorized Representative/Dealer.</p> <p><b>BIDDER'S INSTRUCTIONS</b></p> <p>Bidders shall thoroughly examine all drawings, specifications, schedules, instructions and any other documents supplied as part of this invitation to bid and shall make all investigations necessary to thoroughly inform themselves regarding the content of the written specifications, drawings, and instructions supplied herein. No plea of ignorance by the bidder pertaining to the content of the specifications, drawings, schedule, or instructions will be considered by the purchaser on the deadline, if bid submission has occurred. Failure or omission on the part of the bidder to make the necessary examinations and investigations into the content of the specifications AND make all clarifications or explanations of exceptions and conditions that exist or that may exist hereafter shall NOT be accepted as a basis for making variations to the requirements of the purchaser or compensation to the bidder.</p> <p>CLARIFICATIONS: Clarifications shall be written correspondence between the bidder and the purchaser. A clarification shall include the page number, paragraph number, the text with unclear content (as written in the specification) and the definition of the clarification provided.</p> <p>The Purchaser's clarifications shall be documented in writing and distributed to all qualified bidders at least two business days prior to the deadline for bid submission.</p> <p>EXPLANATION OF EXCEPTIONS: Bidders may take exceptions to any part of the bid contained herein with a written itemized schedule. The schedule shall include the page number, paragraph number(s), the text that the bidder feels he cannot comply with and an explanation why the bidder feels that the requirement is not in the best interest of the purchaser AND/OR an alternate bidder solution. Alternate bidder solutions may be</p>	<p>Y ___ N ___</p>
------------	--	--------------------



considered by the purchaser, if the bidder can show the purchaser that the alternate solution is, in quality and quantity, equal to OR better than the specified item. Explanations of exceptions taken must be documented and submitted with the bid proposal on or before the bid submission deadline.

**PURCHASER'S INTENT**

The intent of the specifications supplied herein is to purchase an ambulance with the highest level of quality and engineering excellence. The intent of this vehicle is centered on the patient's need for pre-hospital care, in conjunction with a safe working environment for the Emergency Medical Personnel.

**NO ALTERNATE BIDS TAKING TOTAL EXCEPTION**

BID PACKAGES SHALL NOT TAKE TOTAL EXCEPTIONS: Bidders are required under this bid invitation to give, for the consideration of the purchaser, a proposal that will comply with the written specifications, drawings, and schedules supplied herein. The specifications supplied represent a compilation of input from all disciplines of users, patients, maintenance and management personnel who are directly affected by the vehicle performance. All the personnel who have direct working contact with the vehicle specified herein base careful consideration pertaining to safety, configuration, construction, and workmanship on working experiences. The intent of this ambulance was created as a result of resolving issues and improvement suggestions that have originated from the personnel most QUALIFIED to make such input.

The purchaser makes no claim that potential issues or improvements are included in the specifications supplied herein. The purchaser will consider any valid concern by any bidder and will consider only minor specification exceptions or alternates of equal or better performance, provided that the exceptions are steered toward meeting the intent AND the exceptions are submitted with the final bid proposal on or before the bid deadline.

**CAUTION:** A bidder who submits a bid that takes "Total Exception" and makes an offering of some "Standard" or "Stock" unit will be viewed by the purchaser as a bidder who did not make, and is not prepared to make, a valid bid, and is not qualified to manufacture the ambulance as specified herein. Alternate bids shall NOT be considered.

**INTER-AGENCY AGREEMENTS (PIGGY-BACK)**

It is the intent of this bid document to make available to other government entities, by mutual agreement with the successful Bidder, the right to purchase the same or like equipment and or products, at the prices quoted for the period of the contract. Each Bidder shall indicate in the bid proposal, if the Bidder will honor other political subdivision's orders, in accordance with contract terms and conditions. This procedure is sometimes identified as a "Piggy-Back" Bid.

**VENDOR QUALIFICATIONS**

Regardless of chassis purchased, all bidders shall be members in good standing of the Ford Motor Company Qualified Vehicle Modifier Program (Q.V.M.). Certification verification shall be provided with the bid response. If for any reason the Q.V.M. Certification was withdrawn or suspended by Ford Motor Company within the past five years, the bidder shall supply a full written explanation of the Q.V.M. withdrawal or suspension and any corrective actions taken to regain Q.V.M. Certification.

**PRODUCT LIABILITY INSURANCE**

A Certificate of current liability insurance, with a Twenty-one Million Dollar minimum shall be supplied with the bid submission. The certificate of insurance shall bear the insurance carrier's name, address, and phone number. The Certificate shall also bear the name and address of the insured. This document shall contain the coverage schedule, explaining the type of insurance, the policy number, the effective date of coverage, the policy expiration date, and the individual limits of liability.

**DRUG FREE WORKPLACE**



The bidder shall conduct business as a Drug Free Workplace. The bidder/manufacturer shall provide notice to their employees as required under the Drug Free Workplace Act of 1988. A copy of the bidder's Drug Free Workplace policy shall be furnished to the purchaser upon request.

**CHASSIS POOL**

The bidder shall be a member of the Ford Motor Company's and/or the General Motor Company's Chassis Bailment Pool, regardless of the chassis specified within this specification. The bidder shall provide a current Ford Motor Company and/or General Motor Company's Pool account number to the purchaser upon request.

**AMBULANCE SPECIFICATION**

All ambulance modules in this specification must be built in the United States of America.

**PRODUCT TESTING**

**AMBULANCE MANUFACTURER'S DIVISION:** The Bidder shall be a member in good standing with the National Truck Equipment Association (N.T.E.A.) and the Ambulance Manufacturer's Division (A.M.D.) of N.T.E.A. The bidder shall supply a letter with the bid response to verify current membership in both the N.T.E.A. and the A.M.D.

**SAE J3057: AMBULANCE MODULAR BODY EVALUATION-QUASI-STATIC LOADING FOR TYPE I AND TYPE III MODULAR AMBULANCE BODIES**

SAE J3057 – The ambulance described herein shall be tested and pass all requirements of SAE J3057: Ambulance Modular Body Evaluation-Quasi-Static Loading for Type I and Type III Modular Ambulance Bodies. The test results shall be certified by an independent engineering firm not directly associated with the Ambulance Manufacturer. These certified test results shall be supplied to the purchaser upon request.

**ROLLOVER CRASH TEST**

The manufacturer shall perform a dynamic rollover crash test with video documentation to be provided to the Purchaser upon request. Crash tests shall be performed within a controlled and repeatable environment. All testing shall be performed by an ISO/IEC 17025 accredited laboratory by an accreditation body that is recognized by the National Cooperation for Laboratory Accreditation (NACLA) or is a signatory to the International Laboratory Accreditation Cooperation (ILAC) Mutual Recognition Arrangement (MRA). Refer to the following publications for specifications:

- SAE J211-1 Instrumentation for Impact Test – Part 1: Electronic Instrumentation
- SAE J211-2 Instrumentation for Impact Test – Part 2: Photographic Instrumentation
- SAE J21733 Sign Convention for Vehicle Crash Testing
- SAE 3027 Ambulance Litter Integrity, Retention, and Patient Restraint

**SIDE IMPACT CRASH TEST**

The manufacturer shall perform a dynamic side impact crash test with video documentation to be provided to the Purchaser upon request. Crash tests shall be performed within a controlled and repeatable environment. All testing shall be performed by an ISO/IEC 17025 accredited laboratory by an accreditation body that is recognized by the National Cooperation for Laboratory Accreditation (NACLA) or is a signatory to the International Laboratory Accreditation Cooperation (ILAC) Mutual Recognition Arrangement (MRA). Refer to the following publications for specifications:

- SAE J211-1 Instrumentation for Impact Test – Part 1: Electronic Instrumentation
- SAE J211-2 Instrumentation for Impact Test – Part 2: Photographic Instrumentation
- SAE J21733 Sign Convention for Vehicle Crash Testing
- SAE 3027 Ambulance Litter Integrity, Retention, and Patient Restraint

**KKK-A-1822F TESTING CERTIFICATION**

The bidder shall provide documentation within this bid proposal, which verifies that all KKK-A-1822F testing is current and certified by an independent engineering firm.

**QUALITY ASSURANCE - SPECIFICATION COMPLIANCE**



The manufacturer shall inspect and test all systems and electrical loads per Federal specification KKK-A-1822F Section 4. Testing results shall be documented and displayed in the oxygen compartment and supplied with the vehicle delivery handbook.

NOTE: The purchaser will have zero tolerance towards bidder/vendors who state compliance to specification, but delivers an incomplete product and/or substandard materials and workmanship.

**NON-COLLUSIVE BID CERTIFICATION**

By submission of this bid response, the Bidder and/or Bidder's authorized representative(s), certify under penalty of perjury, to the best of their knowledge and belief the following:

- A. The prices in this bid response have been arrived at independently without collusion, consultation, communication, or agreement for the purpose of restricting competition, as to any matter relating to such prices with any other Bidder or with any competitor, and;
- B. Unless otherwise required by law, the prices which have been quoted in the bid response have not knowingly been disclosed by the Bidder and will not knowingly be disclosed by the Bidder, prior to the public bid opening, either directly or indirectly to any competitor, and;
- C. No attempt has been made or will be made by the Bidder, for the purpose of restricting competition, to induce any person, partnership, or corporation not to submit a bid response.

**DEBARMENT STATUS**

By submission of this bid response, the Bidder and/or its authorized representatives, certify under penalty of perjury, that to the best of their knowledge and belief they are not currently debarred from submitting bids or bidding on contracts from any agency within the home state of the purchaser, nor are they an agent of any person or entity that is currently debarred from submitting bids on contracts by any agency within the home state of the purchaser.

**DELIVERY STATEMENT**

The bidder shall state the number of calendar days required for delivery of the completed ambulance, after receipt of an order and receipt of chassis by the manufacturer.

Delivery shall be within \_\_\_\_\_ calendar days after receipt of order and receipt of chassis. (State number of calendar days)

**REQUIRED DELIVERY ITEMS**

REQUIRED DELIVERY ITEMS: Upon a successful bid award, the vendor shall provide the following to the purchaser, upon ambulance delivery:

- 1. Manufacturer's Quality Assurance Vehicle Testing and acceptance documents.
- 2. One (1) copy of conversion parts, service, and operational manuals.
- 3. OEM Chassis Owner's Guide materials as provided by the chassis manufacturer.
- 4. One (1) copy of "as built" customized electrical schematics for the ambulance conversion.

**PURCHASER'S RIGHTS**

ACCEPTANCE OR REJECTION: The Purchaser reserves the right to accept or reject any and all bids as deemed to be in the best interest of the purchaser and is not bound to accept the lowest bid.

BID PROPOSAL TIME LIMITS: All bids submitted to the purchaser shall remain in effect for a minimum period of (60) sixty calendar days.

BID WITHDRAWAL: Only written bid withdrawal requests will be accepted by the purchaser. Bid withdrawals received less than (3) three working days prior to the advertised bid opening will not be accepted.

**FORCE MAJEURE**



Company shall not be liable or responsible to Purchaser, or be deemed to have defaulted or breached these Standard Terms and Conditions, for any failure or delay in fulfilling or performing any of these Standard Terms and Conditions when and to the extent such failure or delay is caused by or results from acts or circumstances beyond the reasonable control of Company including, without limitation, acts of God, flood, fire, earthquake, explosion, governmental actions, war, invasion or hostilities, terrorist threats or acts, riot or other civil unrest, national emergency, revolution, insurrection, epidemic/pandemic, telecommunication breakdown, power outage, lockouts, strikes or other labor disputes (whether or not relating to either party's workforce), restraints or delays affecting carriers, inability or delay in obtaining chassis from an original equipment manufacturer or other supplies of adequate or suitable components or materials at reasonable prices. Any delays of subcontractors occasioned by any of the causes specified in the immediate preceding clause.

**00-01-0006** DYNAMIC SIDE IMPACT & ROLLOVER TESTS Y\_\_\_N\_\_\_  
 Bidder shall perform Dynamic Side Impact & Rollover Tests with same module that was involved in side impact crash test. This module must be the same brand, make, and model for both tests. Video documentation to be provided to the Purchaser upon request. Crash test shall be performed within a controlled and repeatable environment, validated by a third-party testing facility.

**00-01-0017** BIDDER IS KKK-A-1822F AMENDMENT 1 COMPLIANT Y\_\_\_N\_\_\_

**80-10-0000** KKK-A-1822F COMPLIANCE PACKAGE Y\_\_\_N\_\_\_  
 A KKK-A-1822F compliance sticker, electrical load analysis sticker, and payload sticker shall be installed in the oxygen compartment. Any deviations from KKK-A-1822F shall be listed in the vehicle delivery packet with a notation on the-compliance sticker.

**00-01-0030** STS CONTRACT (Contract fee to be calculated separately. Please see edit page). Y\_\_\_N\_\_\_  
 This order does specify a STS contract. NOTE: Customers that purchase a Braun ambulance through the State Term Schedule contract will have the order fulfilled per the terms and conditions of the STS contract. Where the terms and conditions of the Braun Purchase Agreement and the STS contract differ, the STS contract will supersede Braun's agreement; all other terms and conditions outlined in the Braun Purchase Agreement will remain in force.

**00-01-0053** NO BOND REQUIRED Y\_\_\_N\_\_\_  
 No Bond is Required

**Braun - Chassis**

Item Number	Name	
<b>SR00171039</b>	Air Horn Switch IATSADD SECOND AIR HORN SWITCH ON PASSENGER SIDE OF CONSOLE	Y___N___
<b>00-01-0040</b>	Administration Fee	Y___N___
<b>25XLF450-550</b>	TYPE I - AMBULANCE - CHIEF XL I FORD - 72 INCH INTERIOR HEADROOM SPECIFICATION INTENT: 2025 Type I, 169-inch module, constructed with not less than 72-inches interior module height, an overall length of 307-inches, an overall width of 98-inches and an overall exterior height not to exceed 112-inches. Manufactured in Van Wert, Ohio, USA.	Y___N___





CH\_F4550LG

CHASSIS - FORD F550 193" WB 4X4 DRW (108 C.A.) GAS ENGINE

Y \_\_\_ N \_\_\_

**PLEASE NOTE: The manufacturer has not yet released the updated Chassis Spec; please see the 2022 Chassis Spec attached for GENERAL reference only.**

**F5H 2022 FORD F550 CHASSIS CAB, 193" WB 4X4 DRW (108" C.A.)**

**SPECIFICATION FOR GENERAL REFERENCE ONLY**

**MECHANICAL**

- Axle -Mono-beam front axle w/coil spring suspension
- Battery - Batteries Dual 750 CCA
- Brakes – Four-wheel Disc Brakes; Anti-lock Brake System (ABS)
- Emission 50-State Emissions System
- Engine — 7.3L 2V DEVCT NA PFI V8 gas (\*99N\*)
- Engine block heater (\*41H\*)
- Rear-axle 4.88 Limited-slip (\*X8L\*)
- Tires - 225/70Rx19.5G BSW A/P (TGJ)
- Transmission – TorqShift® Ten-Speed 10R140 with Neutral Idle Automatic w/Selectable Drive Modes (\*44G\*)

**FUNCTIONAL**

- Audio – AM/FM stereo MP3 player
- Alternator: 397 amp (\*67B\*)
- Ambulance Prep Package (\*47A\*)
- FordPass™ Connect 4G
- Hood release
- Horn - dual electric
- Shock absorbers - heavy -duty gas
- Sirius XM® Radio (Note: Includes a 3-month prepaid subscription. Service is not available in Alaska or Hawaii)
- Spare Tire, Wheel and Jack (Excludes carrier; includes Hydraulic Jack (\*512\* \*61J\*))
- Springs, rear auxiliary
- Stabilizer bars – front rear
- Trailer Brake Controller

**EXTERIOR**

- Bumper – front, chrome
- CAL SER VEH EXP (\*936\*)
- Color - Oxford White (\*Z1\*)
- Fender vents – front
- Front License Plate Bracket
- Fuel Tank — 40-gallon aft axle
- Glass – privacy
- Grille – two (2) bar, bright chrome
- Preferred Equipment Package XLT Trim (\*663A\*)



- Scuff plates – front, color-coordinated
- "Three Blink" Lane change signal
- Tow hooks – front (2)
- Trailer wiring – 7 wire harness w/relays, blunt cut labeled
- Wheels – 19.5" Forged Polished Aluminum w/Bright Hub Covers/Center Ornaments (19.5" x 6.75") (64D)
- Windshield Wipers – intermittent

#### **INTERIOR/COMFORT/CONVENIENCE**

- 4.2" LCD Productivity Screen, includes menus for Gauge Setup, Trip Computer, Fuel Economy and towing/off-road application. (5) button message control on steering wheel (included with SYNC® and SYNC® Services)
- 12V Power point, auxiliary
- 110V/400W outlet
- Power Adjustable Pedals (62M)
- Air conditioning – single-zone, manual
- Air conditioning vents – black w/chrome ring and knob
- Auxiliary audio input jack
- Cabin Air Particulate Filter
- Carpet Delete (replaced with black flooring) (\*166\*)
- Coat hooks, LH/RH color-coordinated
- Dash top tray
- Daytime Running Lamps (DRL) (\*942\*)
- Dome lamp – LH/RH door activated I/P switch operated w/delay
- Door locks w/ backlit switches
- Door-trim – soft armrest, grab handle, power window/lock switches and reflector; front map pockets
- Gauges Meters - Fuel, Transmission temperature, Engine coolant temperature, Oil pressure (gas engine), Speedometer, Odometer, and Tachometer
- Handles, grab – driver front-passenger Handles, roof ride – front-passenger (also over rear-doors on Crew Cab)
- Headrests - driver and passenger 4 way adjustable
- Map lights – dual (front and rear w/Crew Cab)
- Mirror – rearview 11.5" day/night
- Outside Temperature Display
- Overhead Console – with dual storage bin and map lights
- Power Equipment Group – 1ST row (front-seat) windows w/one-touch up/down, power/door-locks w/backlit switches accessory delay



- Seat –Front, high-series cloth 40/20/40 medium earth grey (\*3S\*) split bench - 20% center under-seat storage, – w/center armrest, cupholder and storage (manual lumbar – driver’s side) — Two-way adjustable driver/passenger headrests
- Steering – power
- Steering wheel – Black urethane with manual tilt and telescoping steering wheel/column; with redundant audio and SYNC® controls
- Sun visors – color-coordinated cloth, driver w/pocket, both driver and passenger w/covered mirrors
- Upfitter switches – 6 located in Overhead Console
- Power windows w/backlit switches

#### **SAFETY/SECURITY**

- AdvanceTrac® with RSC® (Roll Stability Control™)
- Advanced Security Pack (inc. Inclination / Intrusion Sensors)
- AutoLamp – Auto On/Off Headlamps with Rain lamp Wiper activated Headlamps
- Autolock, Auto unlock
- Belt-Minder® (front safety belt reminder)
- Driver and passenger frontal and side airbag/curtain; passenger side deactivation switch
- Headlamps – Quad beam jewel effect halogen
- Lamps – Roof marker/clearance – LED
- Mirrors – manually telescoping (\*54K\*) /folding trailer tow with power/heated glass, heated convex spotter mirror, integrated clearance lamps/turn signals
- MyKey® owner controls feature
- Remote keyless entry
- Safety Belts – color-coordinated w/height adjustment (front-outboard seating positions only)
- Safety Canopy® System
- SecuriLock® Passive Anti-Theft System (PATS)
- Stationary Elevated Idle Control (SEIC)
- SOS Post-Crash Alert System™
- Trailer Sway Control and Hill Start Assist

#### **DRIVER ASSIST**

- Automatic High Beam – standard
- Cruise Control (steering wheel mounted)



- SYNC® 3 – Enhanced Voice-Recognition Communications and Entertainment System with 911 Assist® and AppLink®, Apple CarPlay™, and Android Auto™•

**WEIGHT RATINGS**

- FRONT AXLE WEIGHT RATING 7000 lbs
- REAR AXLE WEIGHT RATING 13660 lbs
- GROSS VEHICLE WEIGHT RATING 18000 lbs

<b>15-00-0010</b>	FUEL TANK - FULL UPON FACTORY RELEASE The chassis fuel tank of the completed unit shall be full at time of release from the ambulance manufacturer's facility. -----	Y ___ N ___
<b>20-10-0603</b>	ENGINE BLOCK HEATER - OEM PLUG An engine block heater shall be included in the chassis with the 125 VAC power cord.	Y ___ N ___
<b>20-20-0252</b>	HEAT SHIELDS, PROTECTIVE Aluminized steel protective heat shields shall be installed to the upper laterals above the exhaust system to help protect the module from the chassis exhaust system heat. This shall meet OEM guidelines for heat shields. -----	Y ___ N ___
<b>20-20-0277B</b>	HIGH IDLE SYSTEM - B A high-idle module will be added to the chassis. The high idle will be engaged automatically by the M-Tech system when all chassis parameters are met. Chassis parameters include but not limited to vehicle in park, service brake not depressed, accelerator not depressed, parking brake set and battery voltage. High-idle may also be activated by the M-Tech heat or A/C. FORD F-SERIES ONLY: A high-idle/parking brake module will be added to the chassis The chassis parking brake signal will also be provided by this module.	Y ___ N ___
<b>20-01-0105</b>	SUSPENSION - LIQUID SPRING TYPE I A CLASS®, or Compressible Liquid Adaptive Suspension System, shall be provided and installed. Utilizing a strut, with a compressible fluid as the spring/damping medium, and its sophisticated on-board microprocessor, CLASS® adapts the entire vehicle's response to road variations and the driver. Unlike current steel and air sprung suspension systems, CLASS® can automatically and instantaneously change the spring stiffness and damping at each wheel over a very broad range with minimal power consumption while the vehicle is being driven and without driver intervention. The system shall include an automatic lowering feature, which is activated by opening the rear patient compartment doors. There shall be a switch near the rear doors which will defeat the lowering feature. -----	Y ___ N ___
<b>20-10-0206</b>	BATTERY - TWO SYSTEM - F SERIES CHASSIS The vehicle shall have a 12 V two (2) battery system rated at 1500 cold cranking amps. Both batteries shall be securely installed in the Ford OEM locations, under the vehicle hood. -----	Y ___ N ___
<b>20-21-0101</b>	FLOOR CONSOLE F450/F550 STANDARD CONSOLE - ALUMINUM A center floor console manufactured out of aluminum and covered in a black onyx scratch resistant, multi-use polychromatic coating with a clear epoxy finish shall be installed in the cab. The console face plates shall be removable for accessibility and serviceability. The Console System is to be SAE J3043 Ambulance Equipment Mount Device or Systems compliant and shall be labeled with its weighted capacity. -----	Y ___ N ___



20-10-0112	<b>INBOARD ARM RESTS FOR ALUMINUM CONSOLE</b> Inboard arm rests shall be provided and installed for both the driver's and passenger's seats in the cab. -----	Y ___ N ___
30-10-0021	<b>AIR HORNS - BUELL DUAL TRUMPETS 10" and 12" UNDR BUMPER W/ LANYRD Standard</b> location(s) unless otherwise specified. A Buell air horn system with dual trumpets, one (1) 10" and one (1) 12", shall be mounted under the front bumper, one (1) each side. The compressor with cover shall be installed per drawing. The air horns shall be activated by a push button located on the MCC (master control console) and by a lanyard cable installed in the OEM cab headliner area, unless otherwise stated.	Y ___ N ___
30-10-0030	<b>BACKUP ALARM</b> An (OSHA approved) back up alarm shall be installed with a disable control for silent backing. The disable control shall be located on the MCC (master control console). The back up alarm system shall automatically reset to the "on" mode when the transmission is taken out of reverse. -----	Y ___ N ___
20-30-0806	<b>RUNNING BOARDS - STAR PUNCHED DIAMOND PLATE</b> Aluminum diamond plate running boards with a star punched non-skid surface shall be provided on the cab. The running boards shall be dip anodized after they are formed to retain finish and increase corrosion resistance. -----	Y ___ N ___
20-30-0202	<b>MIRRORS, EXT OEM MANUAL TELESCOPNG WREMOTE &amp; HEAT</b> The chassis shall have OEM manual telescoping, folding trailer tow mirrors with power/heated glass, heated convex spotter mirror, integrated clearance lamps/turn signals. -----	Y ___ N ___
20-30-0261	<b>OEM AUTO-LOCK DISABLED (cab &amp; module doors do not auto lock or unlock)</b> The OEM auto-lock feature will be disabled. -----	Y ___ N ___
20-20-0281	<b>SECURITY SYSTEM - ANTI THEFT- IGNITION OVER RIDE</b> A Sound-Off Ignition Security System (ETISSO) designed to minimize vehicle theft at an emergency scene when there is a need to keep the vehicle running, shall be installed. By flipping a switch, the key can be removed with the vehicle running. If the brake pedal is touched, or the shift lever passes through reverse prior to inserting the ignition key and turning to the "on" position, the vehicle automatically shuts off. -----	Y ___ N ___
30-10-0753	<b>SIREN, WHELEN 295-HFSA7-REMOTE WITH MICROPHONE (Meets CA Title 13)</b> A Whelen 295-HFSA7 remote dual siren amplifier shall be flush-mounted in the master control console located in the cab. The siren shall be capable of hands-free operation and shall be equipped with a noise canceling microphone. Note - Meets CA Title 13. Some features of this siren include: <b>DUAL 200 WATT, FLUSH MOUNT SIREN with REMOTE SIREN AMPLIFIER</b> <ul style="list-style-type: none"> <li>• Six function siren plus radio repeat and public address.</li> <li>• Operates two 100-watt speakers.</li> <li>• Operates in dual (outputs 2 independent siren tones creating rich harmonic dual tone sound) or mono sound modes.</li> <li>• External dip switch programmable siren tones.</li> <li>• PTT (push to talk) switch on microphone overrides all siren functions.</li> </ul>	Y ___ N ___



- Removable unidirectional microphone with adjustable microphone volume adjustable preset radio repeat volume.
- SI TEST®, silent diagnostic test.
- Quick disconnect plug for ease of service or replacement.

**12 Siren Tones**

- Air horn
- Wail
- Yelp
- Piercer
- Manual Coast to Stop
- Manual
- Mechanical Coast to Stop
- Hi/Low
- Yelp 249
- Warble
- Whoop
- Mechanical Tone

**30-10-0812** SIREN SPEAKERS, CAST PRODUCTS - IN FRONT BUMPER Y\_\_\_N\_\_\_  
 Two (2) Cast Products - 100-watt siren speakers, shall be installed in outer ends of the front bumper.

**20-40-0210 10** OEM WHEELS STEEL - PAINTED - WITH VALVE STEM EXTENSIONS - F/R/HD/CV SERIES Y\_\_\_N\_\_\_  
 The OEM steel wheels shall be painted.

**Braun - Electrical**

**Item Number Name**

**SR00171037** OUTLET, USB-C ADDITIONAL1) USB-C IN CAB CONSOLE1) USB-C IN ACTION AREA Y\_\_\_N\_\_\_

**SR00171038** VULCAN® MODEL#44311 180 LED FIREFIGHTING LANTERN2) vulcan 180 orange lanterns mounted to external tool board in OSS # 2 Y\_\_\_N\_\_\_

**30-06-0004** ELECTRICAL SYSTEM - WELDON V-MUX, MICRO PROCESSOR BASED Y\_\_\_N\_\_\_  
 A Weldon V-MUX 100% solid state microprocessor based multiplex system shall be installed to control the electrical functions. The system shall include load management, load shedding, power modulation, load sequencing capabilities and provide on-board diagnostics with real-time status reporting. The system shall consist of one (1) color control console (Vista) in the cab, one (1) color control console (Vista) in the patient compartment, a total of three (3) control nodes: two (2) High Content nodes and one (1) 8 X 16 node, and a module warning display with video input and monitoring capabilities. The system must be a Weldon V-MUX. No exception. Bidders who propose any other proprietary electrical system shall be considered as non-compliant. Documentation required with bid submission. Bidder must supply with his/her bid proposal, a listing of not less than 1500 ambulances produced with the Weldon V-MUX system within the past 5 years. The documentation shall include a production order





number, the purchaser's agency name, and the date the ambulance was delivered. Bids submitted without this documentation shall not be considered.

- 30-10-0110**      ELECTRICAL CIRCUITS Y \_\_\_ N \_\_\_  
 All electrical circuits shall have wiring and circuit protection suitable to the demand and must meet the national electric code (NEC) wiring requirements. All added on wiring (18 GA through 10 GA) shall be color coded and stamped with code numbers and functions every 4" for easy identification (all other wiring shall be color coded). SLX high temperature thermoplastic cross link wire shall be used. insulated cable shall be used for all under hood / underbody battery and charging system cable. High temperature (375° f) thermoplastic loom shall be used on all harnesses.
- 30-06-0126**      ELECTRICAL COMPARTMENT (PDQ) - MULTIPLEX ELECTRICAL SYSTEM Y \_\_\_ N \_\_\_  
 The Power Distribution Quarters (PDQ) shall hold electrical components, (i.e, power distribution nodes, circuit breakers, etc.). The electrical compartment shall have a hinged door with two (2) chrome locking lever latches and be shall located on the partition wall behind the attendant seat.
- 30-06-0325**      FLASHER - MULTIPLEX ELECTRICAL SYSTEM Y \_\_\_ N \_\_\_  
 The flasher shall be provided within and programmed by the multiplex electrical system.
- 30-06-0350**      FLASHING HEADLIGHTS - MULTIPLEX ELECTRICAL SYSTEM Y \_\_\_ N \_\_\_  
 The headlights (high beams) shall be programmed through the multiplex system to alternate flash (wig-wag), activated by a switch on the master control console screen labeled "Flashing Headlights", with the ignition on and module power and emergency master switches enabled. The flashing headlights are to be disabled when the low or high beams are activated. They are also disabled when the transmission is placed in the neutral/park position. The flashing headlights shall have the capability to be reactivated with the "park override" switch in the "on" position if the low and high beams are off.
- 30-10-0190**      GROUND FAULT CIRCUIT INTERRUPTER-GFCI Y \_\_\_ N \_\_\_  
 A 125 VAC, 20 AMP circuit breaker with ground fault circuit interrupter (GFCI) electronic ground leakage detection shall be installed in the load center for the shoreline circuit.
- 30-06-0285**      MODULE DISCONNECT - MULTIPLEX ELECTRICAL SYSTEM Y \_\_\_ N \_\_\_  
 An In-Power disconnect to keep the system power engaged after the ignition is switched to the "off" position.
- 30-06-0575**      REVERSE -TRANSMISSION- FUNCTIONS - MULTIPLEX ELECTRICAL SYSTEM Y \_\_\_ N \_\_\_  
 The system shall be programmed to provide activation for the rear outboard warning lights, the rear side warning lights, the rear scene lights, and the rear side scene lights, when the transmission selector lever is placed into "reverse" position.
- 30-06-0150**      SPARE CIRCUIT - MULTIPLEX ELECTRICAL SYSTEM Y \_\_\_ N \_\_\_  
 One (1) spare 15-amp circuit shall be provided.
- 30-06-0175**      WIRING HARNESS CONNECTORS - MULTIPLEX ELECTRICAL SYSTEM Y \_\_\_ N \_\_\_  
 All wiring harnesses shall be connected via quick connect circular plug connectors.
- 30-06-0300**      VOLTMETER - MULTIPLEX ELECTRICAL SYSTEM Y \_\_\_ N \_\_\_  
 One (1) digital voltmeter shall be provided on the master control console screen.



<b>30-06-0026</b>	<b>WARNING DISPLAY - MULTIPLEX ELECTRICAL SYSTEM</b> A digital warning display shall be integrated into the cab display console and programmed through the multiplex system to provide visual and audible indications for: Parking brake set condition, Parking brake release condition, Patient status alarm (four color with reset capability), Individual outside storage compartment "door open" warnings in vehicle outline form, Low voltage alarm, Low oxygen pressure alarm.	Y ___ N ___
<b>30-06-0225</b>	<b>EMERGENCY MASTER SWITCH - MULTIPLEX ELECTRICAL SYSTEM</b> A single emergency master switch shall be supplied for activating all the emergency warning lights and shall be provided on the master control console screen. The emergency master switch will activate the module power automatically. There shall also be an Emergency Master Menu button which shall allow access to individual warning light functions.	Y ___ N ___
<b>30-06-0250</b>	<b>CONTROL PANEL SWITCHES - MULTIPLEX ELECTRICAL SYSTEM</b> The switches on the master control console and attendant control panel screens shall have dimmable perimeter backlighting for easy identification.	Y ___ N ___
<b>30-06-0275</b>	<b>MODULE POWER SWITCH - MULTIPLEX ELECTRICAL SYSTEM</b> A module power switch for the electrical system shall be provided on both the Master Control Console and the Attendant Control Panel screens.	Y ___ N ___
<b>30-06-0101</b>	<b>ATTENDANT CONTROL PANEL (ACP) - MULTIPLEX ELECTRICAL SYSTEM</b> The Attendant Control Panel (ACP) shall contain a color micro processor screen, which will control all equipment installed in the patient compartment.	Y ___ N ___
<b>30-06-0375</b>	<b>PARK OVERRIDE - MULTIPLEX ELECTRICAL SYSTEM</b> A park override switch, located on the master control console screen, shall reactivate all lights disabled when the transmission is placed in the neutral/park position.	Y ___ N ___
<b>30-06-0400</b>	<b>LOAD MANAGER-SEQUENTIAL SWITCHING SYSTEM - MULTIPLEX ELECTRIC SYSTEM</b> The load manager-sequential switching system shall be controlled by the microprocessor based electrical system. The emergency master button shall control the sequential switching of the emergency lights and/or other warning devices. The load manager shall automatically shed non-critical electrical loads during low voltage conditions to help prevent electrical system overload when the vehicle is stationary, and the transmission is in the park position.	Y ___ N ___
<b>30-06-0450</b>	<b>FRONT CLEAR DISABLE SWITCH - MULTIPLEX ELECTRICAL SYSTEM</b> Activation of the switch on the master control console screen shall disable all forward-facing clear warning lights.	Y ___ N ___
<b>30-06-0076</b>	<b>MASTER CONTROL CONSOLE (MCC) - MULTIPLEX ELECTRICAL SYSTEM</b> A floor mounted Master Control Console (MCC) shall be located in the cab. The console shall house the siren and the color microprocessor display screen, which will control all the Emergency Warning functions as well as also being able to control the Patient Compartment lighting and module heat/ac functions.	Y ___ N ___
<b>30-06-0475</b>	<b>CURBSIDE SCENE LIGHTS ON WITH CURBSIDE DOOR</b> The Curbside scene lights shall be programmed to activate when the Curbside door is in the open position.	Y ___ N ___



<b>30-06-0500</b>	<p>REAR SCENE LIGHTS ON WITH REAR DOORS OPEN</p> <p>The rear scene lights shall be programmed to activate when the rear doors are in the open position.</p> <p>-----</p>	Y ___ N ___
<b>30-06-0525</b>	<p>DISABLE SWITCH FOR REAR SCENE LIGHTS - MULTIPLEX ELECTRICAL SYSTEM</p> <p>A disable switch shall be installed at the rear door area to disable the rear scene lights.</p> <p>-----</p>	Y ___ N ___
<b>30-06-0550</b>	<p>DISABLE SWITCH FOR SIDE SCENE LIGHTS - MULTIPLEX ELECTRICAL SYSTEM</p> <p>A disable switch shall be installed at the curbside door area to disable the curbside scene lights.</p> <p>-----</p>	Y ___ N ___
<b>30-07-0001</b>	<p>CONTROL SCREEN, MCC</p> <p>A interface module / display screen shall be provided and installed in the cab.</p> <p>-----</p>	Y ___ N ___
<b>30-07-0003</b>	<p>CONTROL SCREEN, ACP</p> <p>A interface module / display screen shall be provided and mounted on an angled flip - down panel with chrome lever latches, in the patient compartment ACP area. A temperature sensor shall be mounted to the bottom of the ACP panel.</p> <p>-----</p>	Y ___ N ___
<b>30-10-0901</b>	<p>SYSTEM ACTIVE AND CHECK OUT LIGHTS - 15 MINUTES</p> <p>A switch shall be located at the curb and rear entry doors that will allow activation of the V-MUX electrical system. There shall also be a check out light switch located at the curb and rear doors that will allow activation of the left LED angled lights prior to entering the module. The system shall be programmed to shut down automatically after 15 minutes unless the ignition is on.</p> <p>-----</p>	Y ___ N ___
<b>30-06-0050</b>	<p>DAYTIME RUNNING LAMPS - MULTIPLEX ELECTRICAL SYSTEM</p> <p>The OEM Daytime Running Light Headlights , for daytime operation when transmission is placed in drive, as a feature of the multiplex system. (if not standard on the chassis). The OEM Daytime Running Light Headlights shall be activated, for daytime operation, when transmission is placed in drive as a feature of the multiplex system. (if not standard on the chassis).</p> <p>-----</p>	Y ___ N ___
<b>30-10-0071</b>	<p>CAMERA REAR VIEW - SINGLE SYSTEM - VISTA SCREEN</p> <p>A color camera system connected to the cab Vista display screen shall be installed, providing rear view monitoring to the rear exterior of the module. The camera shall be connected to the video input provided in the cab's Vista screen. This camera image shall automatically be displayed on the MCC Vista when the vehicle is placed in reverse. The Vista shall resume normal operation when the vehicle is taken out of reverse. Camera alignment will be conducted at final inspection, if applicable.</p> <p>-----</p>	Y ___ N ___
<b>30-10-0915</b>	<p>SYSTEM AUTO ACTIVE WITH ENTRY DOOR OPEN OR UNLOCK SIGNAL</p> <p>The system will auto activate when a module entry door is opened or when a door unlock signal is received.</p> <p>-----</p>	Y ___ N ___
<b>30-10-0585</b>	<p>USB - DUAL OUTLET, ONE (1) INTERIOR LOCATED ON CONSOLE</p> <p>One (1) dual USB port outlet, 5 volt / 2.1 amp, shall be installed on the Master Control Console in the cab. The outlet shall have power and ground for charging equipment, such as cell phones, iPad, etc..</p> <p>-----</p>	Y ___ N ___



<b>USBAA101</b>	<p>OUTLET, USB - ONE (1) DUAL - PRIMARY ACTION AREA</p> <p>One (1) dual USB port outlet, 5 volt / 2.1 amp, shall be installed in the vehicle, located on the streetside primary action area in the patient compartment. The outlet shall have power and ground for charging equipment, such as cell phones, iPad, etc.</p> <p>-----</p>	Y ___ N ___
<b>125AA101</b>	<p>OUTLET, 125VAC - ONE (1) INTERIOR DUPLEX - LEFT WALL ACTION AREA</p> <p>One (1) 2-wire +plus ground 125 VAC hospital grade duplex outlet shall be installed in the street side wall in the primary action area, with wiring connected to the shoreline. An indicator lamp shall be located within the 125 VAC outlet as a line monitor to indicate a live circuit. The outlet shall be labeled, "125 VAC".</p> <p>-----</p>	Y ___ N ___
<b>125ADD</b>	<p>OUTLET, ADDITIONAL-125VAC 1) above curbside counter top</p> <p>-----</p>	Y ___ N ___
<b>30-10-0253</b>	<p>INVERTER, XANTREX - 1000 WATT, FREEDOM XC 1000 - CHARGER, NO REMOTE</p> <p>A Xantrex Freedom XC 1000 watt inverter with battery charger (817-1050), shall be provided and installed per drawing. This shall also include a GFCI Option (808-9817).</p> <p>-----</p>	Y ___ N ___
<b>30-10-0250</b>	<p>INVERTER, TO BE ON WITH THE IGNITION</p> <p>The mod power, and any option associated with auto on when mod power is engaged, will also come on with ignition. If mod power is turned off while ignition is on, turning mod power back on will also re-engage the inverter power.</p> <p>-----</p>	Y ___ N ___
<b>125USB DUAL</b>	<p>OUTLET, DUAL 125 / DUAL USB - ONE (1) DUAL 125 VAC / DUAL USB COMBINATION OUTLET 1) action area</p> <p>One (1) dual 125vac / dual USB combination outlet shall be installed with 2-wire +plus ground per drawing.</p> <p>-----</p>	Y ___ N ___
<b>12VAA101</b>	<p>OUTLET, 12VDC - ONE (1) - LEFT WALL ACTION AREA</p> <p>One (1) 12 VDC power point outlet shall be installed in the street side wall in the primary action area. The outlet shall be labeled, "12 VDC". A Schottky diode medical isolator shall be provided to protect the 12 VDC outlet.</p> <p>-----</p>	Y ___ N ___
<b>30-12-0007</b>	<p>RECEPTACLE SHORELINE INLET-SUPER 20 AMP, AUTO EJECT - RED COVER</p> <p>A Kussmaul super auto eject shoreline inlet receptacle with red cover shall be installed on the module exterior (forward street side) near the driver's door. The receptacle shall be equipped with an integral dynamic disconnect. The 125 VAC, heavy duty 20-amp circuit breaker shall have GFCI protection and shall be connected to the lighted 125 VAC patient compartment outlet(s). A mating connector shall be shipped loose with the completed ambulance.</p> <p>-----</p>	Y ___ N ___
<b>30-10-0094</b>	<p>SHORELINE INDICATOR LIGHT- ALLIED VCC GREEN MINI NEON - EXTERIOR MOUNTED</p> <p>An Allied VCC green mini neon indicator light will be installed on the module and located near the shoreline inlet. The indicator shall illuminate when shoreline power is present at the inlet.</p> <p>-----</p>	Y ___ N ___
<b>30-10-0657</b>	<p>RADIO ANTENNA BASES - TWO (2) 1 to terminate in radio cabinet, 1 to terminate in center console</p> <p>Two (2) antenna bases with attached coax cables shall be installed on the module roof. The coax cables shall terminate in the PDQ. Access to the antenna bases shall be through adjacent module interior dome lights.</p> <p>-----</p>	Y ___ N ___



<b>30-10-0299</b>	<p>LIGHT, ATTENDANT CONTROL PANEL AREA - TECNIQ SILHO-X LED - WARM WHITE  A Tecniq Silho-X 2.75" round warm white LED light with SS trim ring, shall be mounted above the left wall forward action area counter. The light shall be operated through a button on the ACP Vista screen labeled "Attendant Light"</p> <p>-----</p>	Y ___ N ___
<b>30-10-0310</b>	<p>LIGHT, LED ELECTRICAL COMPARTMENT -PDQ  A 12 VDC LED light shall be located in the electrical compartment. The light shall be wired "battery-hot" to activate when the power distribution quarter's door is in the open position. The light shall be off when the door is in the closed position.</p>	Y ___ N ___
<b>30-11-0106</b>	<p>LIGHTS, DOME LED (8) WHELEN SUPER LED  Eight (8) Super LED dome lights, Whelen #80COEHCR, shall be provided in the patient compartment. The dome lights shall be controlled by separate switches for the left bank and right bank of lights. The dome lights shall be activated by switches on both the attendant control panel and the master control console. The dome lights shall be illuminated at low power whenever the patient compartment side or rear doors are opened.</p> <p>-----</p>	Y ___ N ___
<b>30-11-0155</b>	<p>LIGHTS, DELETE LIGHTS ON PANEL STREETSIDE - ANGLED  The lights on panel, streetside angled, shall not be installed if raised cabinets #1 &amp; #2 streetside option is selected</p> <p>-----</p>	Y ___ N ___
<b>30-11-0156</b>	<p>LIGHTS, DELETE LIGHTS ON PANEL CURBSIDE ANGLED  Delete /omit the lights on the Curbside interior, angled panels.</p> <p>-----</p>	Y ___ N ___
<b>30-10-0418</b>	<p>LIGHTS, OSS COMPARTMENTS - RIDGEBACK LED STRIP LIGHTING  The outside storage compartments shall be equipped with Ridgeback 12V LED strip lighting which shall be located, one (1) strip each side of the door opening for a total of two (2) strips in each compartment and shall be activated by magnetic switches. (This does not include battery compartment, standard OSS compartments only).</p> <p>-----</p>	Y ___ N ___
<b>40-10-0191</b>	<p>LOCKS POWER - PASSAGE, 5 COMPARTMENTS, KEY FOBs  Power door locks shall be included on module passage doors and five (5) outside storage compartments. The locks shall be activated from the interior of the rear and the curbside doorway, as well as the OEM chassis cab door switches. A keyless entry system shall be installed. The system shall operate with the OEM key fobs to lock/unlock all cab doors, module passage doors, and outside storage compartment doors. NOTE: This does not include the battery bay door.</p>	Y ___ N ___
<b>40-10-0151</b>	<p>SWITCH DOOR UNLOCK, WATERPROOF - HIDDEN IN FRONT GRILLE AREA  An exterior waterproof hidden door unlock switch shall be provided and installed in the front grille area.</p> <p>-----</p>	Y ___ N ___
<b>30-10-1006</b>	<p>PROGRAMMING, V-MUX - REAR WINDOW LEVEL LIGHTS - BRAKE OVER RIDE  Window level lights shall be tied into the brake circuit, and shall activate as low intensity brake lights when the brake pedal is depressed.</p> <p>-----</p>	Y ___ N ___
<b>30-06-0201</b>	<p>RADIO TIE-IN POINT - (1) 12V/40 AMP - CAB CONSOLE AREA  Install (1) set of 12 volt/40 amp radio tie-in studs in cab console: (1) battery hot, (1) ignition hot, (1) grounded stud.</p> <p>-----</p>	Y ___ N ___



<b>30-06-0202</b>	RADIO TIE-IN POINT - (1) 12V/40 AMP - PATIENT COMPARTMENT Install (1) set of 12 volt/40 amp radio tie-in studs in patient compartment: (1) battery hot, (1) ignition hot, (1) grounded stud. -----	Y ___ N ___
<b>30-06-0203</b>	RADIO TIE-IN POINT - (1) 12V/250 AMP - PDQ Install (1) set of 12 volt/250 amp radio tie-in studs in the PDQ: (1) battery hot, (1) ignition hot, (1) grounded stud. -----	Y ___ N ___

**Braun - Exterior Lighting**

<b>Item Number</b>	<b>Name</b>	
<b>30-06-0410</b>	WARNING LIGHTS FLASH PATTERN SIGNAL ALERT 75 - MULTIPLEX ELECTRICAL SYSTEM The default flash pattern for the warning lights shall be Signal Alert 75. These warning lights will be operated from a single button labeled "flashers" via the Multiplex System on the master control console. -----	Y ___ N ___
<b>ClearLENS</b>	CLEAR LENSES ON ALL WARNING LIGHTS All warning lights to have clear lenses -----	Y ___ N ___
<b>GWLIO0002</b>	LIGHTS GRILLE - 2 WHELEN ION LED Two (2) Whelen ION series super LED warning lights, with waterproof connectors shall be installed the grille area of the chassis. The lights shall operate from a switch on the master control console labeled "Flashers". -----	Y ___ N ___
<b>GWLCLR1R</b>	GRILLE WARNING LIGHT LOCATION 1 - RED The warning light located on the grille in location 1 shall be red. -----	Y ___ N ___
<b>GWLCLR2R</b>	GRILLE WARNING LIGHT LOCATION 2 - RED The warning light located on the grille in location 2 shall be red. -----	Y ___ N ___
<b>STRPTRN</b>	STRAIGHT PATTERN WARNING LIGHTS The front warning lights will be aligned in a straight pattern across the module. -----	Y ___ N ___
<b>30-25-0122</b>	LIGHTS, ICC / LED CLEARANCE - ON MODULE FRONT - TECNIQ The vehicle shall have five (5) amber Tecniq LED (S33-AA00-1) clearance / ICC lights on the front of the module near the roof line. -----	Y ___ N ___
<b>FWLM90007</b>	LIGHTS FRONT MODULE - 7 WHELEN M9 SUPER LED Seven (7) Whelen M9 Super LED warning lights with chrome flanges shall be installed on the module front. The lights shall operate from a switch on the master control console labeled "Flashers". -----	Y ___ N ___
<b>FWLCLR1R</b>	FRONT WARNING LIGHT LOCATION 1 - RED The warning light located on the upper front of the module in location 1 shall be red. -----	Y ___ N ___
<b>FWLCLR2R</b>	FRONT WARNING LIGHT LOCATION 2 - RED The warning light located on the upper front of the module in location 2 shall be red. -----	Y ___ N ___
<b>FWLCLR3R</b>	FRONT WARNING LIGHT LOCATION 3 - RED The warning light located on the upper front of the module in location 3 shall be red. -----	Y ___ N ___





<b>FWLCLR4W</b>	FRONT WARNING LIGHT LOCATION 4 - WHITE The warning light located on the upper front of the module in location 4 shall be white. -----	Y___N___
<b>FWLCLR5R</b>	FRONT WARNING LIGHT LOCATION 5 - RED The warning light located on the upper front of the module in location 5 shall be red. -----	Y___N___
<b>FWLCLR6R</b>	FRONT WARNING LIGHT LOCATION 6 - RED The warning light located on the upper front of the module in location 6 shall be red. -----	Y___N___
<b>FWLCLR7R</b>	FRONT WARNING LIGHT LOCATION 7 - RED The warning light located on the upper front of the module in location 7 shall be red. -----	Y___N___
<b>30-25-4503</b>	LIGHTS, FRONT MODULE TURN SIG - WHELEN M6 LED ARROWS AMBER One (1) pair of Whelen M6 LED amber turn arrows with chrome flanges shall be mounted on the front of the module under the warning lights. -----	Y___N___
<b>30-25-0123</b>	LIGHTS, ICC / LED CLEARANCE - ON MODULE REAR - TECNIQ The vehicle shall have five (5) red TECNIQ LED (S33-RR00-1) clearance / ICC lights on the rear of the module near the roof line. -----	Y___N___
<b>ROLM90002</b>	LIGHTS REAR MODULE, UPPER OUTER - 2 WHELEN M9 LED Two (2) Whelen M9 series super LED warning light with chrome bezels shall be installed on the upper rear of the module, in the outer location. The lights shall operate from a switch on the master control console, labeled "Flashers". -----	Y___N___
<b>ROLCLR1R</b>	REAR OUTER MODULE LIGHT LOCATION 1 - RED The warning light located on upper rear of the module, in outer location 1 shall be red. -----	Y___N___
<b>ROLCLR2R</b>	REAR OUTER MODULE LIGHT LOCATION 2 - RED The warning light located on upper rear of the module, in outer location 2 shall be red. -----	Y___N___
<b>RCLM90001</b>	LIGHTS REAR MODULE, UPPER CENTER - 1 WHELEN M9 LED One (1) Whelen M9 super LED warning light with chrome bezels shall be installed on the upper rear of the module, center location. The lights shall operate from a switch on the master control console, labeled "Flashers". -----	Y___N___
<b>RCLCLR1A</b>	REAR CENTER MODULE LIGHT LOCATION 1-AMBER The warning light located on upper rear of the module in the center location shall be amber. -----	Y___N___
<b>RSM90002</b>	LIGHTS REAR SCENE - 2 WHELEN M9 LED Two (2) Whelen M9 super LED scene/load lights with chrome bezels shall be installed on the upper rear of the module. The lights shall operate from a switch on the master control console, labeled "Rear Scene Lights". -----	Y___N___
<b>WLM90002</b>	LIGHTS REAR WINDOW - 2 WHELEN M9 SUPER LED Two (2) Whelen M9 super LED warning lights with chrome flanges shall be installed on the rear of the module at window level, one (1) on each side. These lights shall operate from a switch on the master control console, labeled "Flashers". -----	Y___N___



<b>WLCLR1R</b>	WINDOW LEVEL LIGHT LOCATION 1 - RED The warning light located on rear of the module at window level, location 1 shall be red. -----	Y ___ N ___
<b>WLCLR2R</b>	WINDOW LEVEL LIGHT LOCATION 2 - RED The warning light located on rear of the module at window level, location 2 shall be red. -----	Y ___ N ___
<b>30-26-3010</b>	LIGHTS, REAR TAIL - WHELEN M6 LED STOP, TURN, BACK-UP One (1) pair each of Whelen M6 series LED stop/tail lights, turn lights, and back-up lights with chrome flanges shall be installed on the rear of the module. -----	Y ___ N ___
<b>30-26-7002</b>	LIGHT, LICENSE PLATE LED - WHELEN OACOEDCR One (1) Whelen OACOEDCR LED license plate light with 45 deg angled chrome-plated bezel shall be installed on the rear of the module, lower left side. -----	Y ___ N ___
<b>FILM7T0002</b>	LIGHTS FRONT INTERSECTION - 2 WHELEN M7 LED W/15 DEGREE TILT HOUSING Two (2) Whelen M7 super LED warning lights, with water-proof connectors, shall be mounted in 15 degree tilt housings on the front chassis fenders, one (1) on each side. The lights shall operate from a switch on the master control console labeled "Flashers".NOTE: When vehicle is placed in park, the override switch must be on for intersection light(s) to remain on. -----	Y ___ N ___
<b>FILCLR1R</b>	FRONT INTERSECTION LIGHT LOCATION 1 - RED The warning light located on front of the chassis fender in location 1 shall be red. -----	Y ___ N ___
<b>FILCLR2R</b>	FRONT INTERSECTION LIGHT LOCATION 2 - RED The warning light located on front of the chassis fender in location 2 shall be red. -----	Y ___ N ___
<b>RILM70002</b>	LIGHTS INTERSECTION REAR - 2 WHELEN M7 LED Two (2) Whelen M7 super LED warning lights with, chrome flanges and water-proof connectors, shall be installed above the rear wheel wells, one (1) on each side. These lights shall operate from a switch on the master control console screen labeled "Flashers".NOTE: When vehicle is placed in park, the override switch must be on for intersection light(s) to remain on. -----	Y ___ N ___
<b>RILCLR1R</b>	REAR INTERSECTION LIGHT LOCATION 1 - RED The warning light located on above the rear wheel well at location 1 shall be red. -----	Y ___ N ___
<b>RILCLR2R</b>	REAR INTERSECTION LIGHT LOCATION 2 - RED The warning light located on above the rear wheel well at location 2 shall be red. -----	Y ___ N ___
<b>30-27-1102</b>	LIGHTS, ICC / LED CLEARANCE - ON MODULE SIDE - TECNIQ The vehicle shall have two (2) red Tecniq LED (S33-RR00-1) marker lights: one (1) red on each side at the rear of the vehicle which will also flash with turn signal. -----	Y ___ N ___
<b>SWLM90004</b>	LIGHTS SIDE WARNING -4 WHELEN M9 SUPER LED Four (4) Whelen M9 super LED warning lights with chrome flanges shall be installed, two (2) on each side of module exterior. These lights shall operate from a switch on the master control console labeled "Flashers". -----	Y ___ N ___
<b>SWLCLR1R</b>	SIDE WARNING LIGHT LOCATION 1 - RED The warning light located on side of the module, in outer location 1 shall be red. -----	Y ___ N ___



<b>SWLCLR2R</b>	SIDE WARNING LIGHT LOCATION 2 - RED The warning light located on side of the module, in outer location 2 shall be red. -----	Y ___ N ___
<b>SWLCLR3R</b>	SIDE WARNING LIGHT LOCATION 3 - RED The warning light located on side of the module, in outer location 3 shall be red. -----	Y ___ N ___
<b>SWLCLR4R</b>	SIDE WARNING LIGHT LOCATION 4 - RED The warning light located on side of the module, in outer location 4 shall be red. -----	Y ___ N ___
<b>SSM90004</b>	LIGHTS SIDE SCENE - 4 WHELEN M9 LED Four (4) Whelen M9 24 Diode LED scene lights with chrome flanges shall be installed, two (2) each module side. These lights shall operate from switches on the master control console labeled "Left Scene Light" and "Right Scene Light". -----	Y ___ N ___
<b>30-27-4151</b>	LIGHTS, ABOVE RUB RAIL - TECNIQ LED - 4 EACH SIDE TecNiq LED lights shall be installed above the rub rail. Four (4) LED's each side, two (2) white LED's and two (2) red LED's equally spaced and alternating in color (red-white-red-white) along the module side, for a total of eight (8) lights. The LED lights shall alternate flash with box warning lights. -----	Y ___ N ___

**Braun - Module Body Construction**

<b>Item Number</b>	<b>Name</b>	
<b>39-00-0005</b>	AWS ALUMINUM CERTIFIED WELDERS AWS Aluminum Certified Welders shall construct the module. AWS certificates shall be required to be part of the completed bid packet. Bids without AWS certificates shall be considered non-compliant (no Exception). -----	Y ___ N ___
<b>39-10-0003</b>	CONNECTIONS, MODULE The module shall be bolted to the chassis frame rail with (12) 5/8" -11 grade 8 bolts through OEM rubber insulating spacers installed on outriggers at twelve (12) separate locations (six each frame rail), providing noise insulation and easy removal for chassis replacement. The frame mounting bolts shall be properly torqued and secured with locktite. The system used for fastening the module to the frame shall be that approved by the chassis manufacturer. -----	Y ___ N ___
<b>40-00-0080</b>	INSULATION - POLYURETHANE SPRAY FOAM The walls, ceiling, passage doors, outside storage doors, the entire underside of the module floor (except for mounting pads), the underside of the outside storage compartments, the wheel wells, and the underside of the curbside step area shall be completely foam - in - place insulated with nominal 3/4" thick sprayed on Class I, urethane foam for thermal and acoustical insulation. The insulation shall comply with FMVSS #302 flame spread requirements. The underside of the body shall be properly prepared to ensure adhesion before the spray insulation is applied. -----	Y ___ N ___
<b>39-00-0001</b>	MODULE BODY CONSTRUCTION - SEAMLESS The module shall be fabricated entirely of parts cut and formed from .125" (minimum) thickness 5052-H32 flat aluminum sheet stock, using CNC machines capable of .010" repeatability. This is the only alloy that may be used for body parts that are welded together. The roll-cage type interior super-structure, aluminum partition and module shall all be welded together into a single unit to give optimum strength for patient and attendant protection. The module roof shall be designed with a minimum 1.5" crown to facilitate water run-off. The floor, roof, sides, and all exterior doors shall be fabricated	Y ___ N ___



from .125" (minimum) thick flat aluminum sheet stock. The exterior joints between the roof and side components shall be continuous full seam welded the entire length of the module. All exterior body panel joints shall be continuous full seam welded. No VHB bonding tape or other adhesives shall be used in the construction of the ambulance module.

-----  
**39-00-0002**      **SOLE SOURCE MODULE BODY CONSTRUCTION**      Y\_\_\_N\_\_\_  
 It is required that the manufacturer of this vehicle have the ability to manufacture a completed ambulance, with the exception of the chassis, within their own manufacturing facility. The modular body must be built in the manufacturer's facility and shall not be the product of a subcontractor or any company other than the manufacturer.

**Braun - Module Features / Exterior**

**Item Number    Name**

**SR00171040**      OSS # 1Add a fixed shelf sealed to the door above the oxygen storage. Vent the door above shelf, cover with sound deadening material, mount air horn compressor, suction pump and inverter above shelf. 2) ADDITIONAL ADJ SHELVES FOR A TOTAL OF 3.      Y\_\_\_N\_\_\_

-----  
**SR00171041**      OSS # 32 ZICO SCBA BRACKETS TO BE MOUNTED ON THE UPPER CORNERS OF THE LOWER SECTION. Two (2) J hooks mounted on the upper shallow section as shown in drawing #3. Two (2) j hooks mounted centered on the front and rear walls of the compartment for helmet storage.      Y\_\_\_N\_\_\_

-----  
**SR00171042**      OSS # 2COMPARTMENT SHALL HAVE SCBA MOUNTED TO THE BACK INTERIOR WALL.1) "J" HOOK IS TO BE MOUNTED 6" TO THE RIGHT OF THE SCBA BRACKET.1) SMALL COAT HOOK TO BE MOUNTED ON THE LEFT INTERIOR WALL NEAR THE MIDDLE OF THE CABINET, AT THE SAME HEIGHT AS THE "j" HOOK ON THE INTERIOR WALL.TOOL MOUNTING BOARDS WILL COVER THE RIGHT HALF OF THE BACK INTERIOR WALL AND ALSO THE RIGHT INTERIOR WALL. THIS IS FOR FUTURE INSTALL OF TOOLS AND EQUIPMENT.      Y\_\_\_N\_\_\_

-----  
**SR00171043**      OSS # 5 IATSADD 2ND ADJUSTABLE SHELF      Y\_\_\_N\_\_\_

-----  
**40-00-0009**      **ALUMINUM PARTS - MODULE EXTERIOR**      Y\_\_\_N\_\_\_  
 All unpainted exterior aluminum parts shall be bright dip anodized after fabrication to retain the finish and increase corrosion resistance.

-----  
**40-00-0010**      **CORROSION MINIMIZATION - MODULE**      Y\_\_\_N\_\_\_  
 All module contact with dissimilar metals shall be minimized with the use of nylon screw-hole inserts to provide hinge to door isolation with the module body, polypropylene strip hinge isolation, polyethylene backed rubber tape, ceramic coated stainless steel hinge bolts, and ECK brand corrosion inhibitor spray.

-----  
**40-00-0020**      **DOOR CONSTRUCTION - GASKET PLACEMENT**      Y\_\_\_N\_\_\_  
 All exterior hinged module doors shall be constructed in an inverted pan-formed design. The pan shall be constructed from .125" thick 5052-H32 flat sheet aluminum. The exterior door skin shall be constructed of .190" thick aluminum and welded to the pan. Door gaskets shall be attached to the interior side of the door skin on the top, bottom and outer edge of the door. The gasket on the hinge side of the door will be attached to



the door frame.  
-----

**40-00-0060** EXTERIOR COMPARTMENTS - SWEEP-OUT Y\_\_\_N\_\_\_

Exterior module compartments shall be of a sweep-out design to aid in facilitation of the purchaser's routine care and cleaning of the vehicle.  
All exterior compartment floors, with the exception of the front ALS compartment shall be constructed to be flush with the bottom door frame.

**40-00-0030** EXTERIOR COMPARTMENTS DESIGN Y\_\_\_N\_\_\_

All exterior compartments shall be vented and include these features:

- Sound absorbing slip resistant polyurethane material shall be sprayed on the inside of all compartments and compartment shelving, slide out trays and closeouts.
- Baffled seep holes shall be provided to prevent water from splashing or seeping into the exterior compartments.
- Full-length, two-way adjustable, stainless steel hinges on all exterior compartment doors with 3/16" stainless steel hinge pins.
- Compartment doors shall be installed, flush with the module body.
- When double doors are provided, each door shall have an exterior handle, but only the forward door shall be lockable. (rearward door is secured when forward door is locked). All exterior compartments and passage doors shall be keyed alike.
- Lockable, Eberhard "free-floating" type chrome plated handles with rotary locks. A gasket shall be installed under each handle to protect the paint.
- Drip rails shall be installed above all exterior compartment doors.

**40-00-0050** EXTERIOR COMPARTMENTS, VENTING Y\_\_\_N\_\_\_

A minimum of nine (9) square inches of venting shall be provided inside the #1, #2, #3, & #4 exterior storage compartments to provide for easier closure of the compartment doors.  
-----

**40-00-0055** EXTERIOR COMPARTMENTS, VENTING - OXYGEN STORAGE Y\_\_\_N\_\_\_

A minimum of nine (9) square inches of venting shall be provided in the exterior oxygen storage compartment, to dissipate any leaking oxygen gas.  
-----

**40-00-0070** HANDLES, EBERHARD - CHROME FREE FLOATING TYPE Y\_\_\_N\_\_\_

Eberhard #EMC-1-2110 chrome "free-floating" handles shall be installed on each exterior module door. The handles shall be large enough to accommodate a gloved hand.  
-----

**40-10-0072** LOWERED MODULE SIDES Y\_\_\_N\_\_\_

Module sides to be as low as possible and still comply with KKK-1822-F ramp break over angle. Lowered sides will allow easier entry into the module as well as increased compartment storage.  
-----

**40-10-0321** STEPWELL, CURBSIDE DOORWAY - MID STEP AREA Y\_\_\_N\_\_\_

An aluminum diamond plate step well and mid-level step shall be installed in the curbside doorway threshold area.  
-----





40-00-0091	<p>THRESHOLD, STAINLESS STEEL - ALL OSS STORAGE COMPARTMENTS</p> <p>Each exterior storage compartment with a hinged door shall have a stainless steel lower threshold at the door opening to protect the paint as equipment is installed and removed from the compartment.</p> <p>-----</p>	Y ___ N ___
40-10-0340	<p>STONE GUARDS, MOD FRNT -ANODIZED DIAMOND PLATE</p> <p>An anodized aluminum diamond plate stone guards shall be installed, on module front, (1) each side.</p> <p>-----</p>	Y ___ N ___
40-10-0067	<p>DOOR FORWARD SLIDING - MODULE CURBSIDE PASSAGE</p> <p>The module body shall include a sliding side entry door forward to access the curbside of the patient compartment. The door shall slide out and towards the rear of the module body. The door design must meet FMVSS 206 for sliding doors and shall have been cycle tested in excess of 100,000 cycles. The door shall not extend out more than 5 1/4" from the module when in the open position and shall be flush in the closed position. The door shall operate on a total of nine (9) casters and three (3) tracks for ease of operation. The door shall be held closed with two (2) rotary latches and two (2) locking tabs. The door must have a system to prevent the door from self-closing, when unit is parked on an incline. A measured force of ten (10) pounds maximum shall be required to release the door from the open to closed position. A chrome locking handle shall be installed on the exterior of the door. The door shall be lockable from the inside and outside and shall shut on molded air-core, automotive type door seals to prevent any water from leaking into the vehicle interior. A drip rail shall be installed above the door.</p> <p>Documentation required: The bidder must submit with this bid proposal a listing of not less than 200 ambulances produced with curbside sliding doors in the past four years. The listing is to include a production order number, the purchaser's agency name, and date the ambulance equipped with the curbside sliding door was delivered.</p> <p>Failure to provide the required documentation shall be considered as non-responsive.</p>	Y ___ N ___
40-10-0088	<p>DOORS - REAR PASSAGE</p> <p>There shall be a 47.50" wide x 59" high rear door opening in the patient compartment. The doors shall be flush without a protruding flange or lip. The right rear passage door shall have a lockable, chrome exterior handle. The left rear door shall have a non-locking, chrome exterior handle. All handles shall be installed with a gasket to protect the paint. The hinge shall be full length stainless steel with a 3/16" stainless steel hinge pin and shall be two-way adjustable. Each rear door shall have a two-point slam action automotive type rotary latching system to the body. The right rear door shall lock to the body at the top and bottom, not to the left rear door. The doors shall have .213" steel door latch activator rods with clevis adjusters. The doors shall be lockable from the inside and outside. All doors shall shut on molded, air-core, automotive type door seals to prevent any water from leaking into the vehicle interior.</p> <p>-----</p>	Y ___ N ___
40-10-0130	<p>EMERGENCY RELEASE LEVER, REAR PATIENT PASSAGE DOORS</p> <p>An emergency release lever shall be attached to each rear passage door latch and be free-floating from the interior door linkages. These levers shall provide a means of actuating the latches from the patient compartment without the use of the interior door handles.</p>	Y ___ N ___
40-10-0505	<p>WINDOWS, PASSAGE DOOR - (CURB SLIDING, REAR FIXED)</p> <p>The curbside passage door shall have a 16" x 23" openable (sliding) window with removable screen. Each rear passage door shall have a 19" x 18" non-openable window</p>	Y ___ N ___



	to assure maximum vision to the rear. The windows shall have a 69% dark tint and shall be secured with black oxide coated fasteners. No warning lights shall be blocked from view when the curbside or rear doors are open.	
<b>40-10-0104</b>	<b>FENDERETTES - RUBBER</b> Black rubber fenderettes shall be installed around the rear wheel well openings. -----	Y___N___
<b>40-10-0119</b>	<b>HOLD-OPEN - REAR DOORS - GRABBERS</b> Door grabbers (1 pair) with hard rubber inserts shall be installed on the rear doors, permitting a door hold open position of 130 degrees. -----	Y___N___
<b>40-01-0007</b>	<b>HOOK - FERNO # 559 - "J" TYPE IN OUTSIDE STORAGE COMPARTMENT(S) (2) OSS # 2 AS DRAWN</b> (4) OSS # 3 AS DRAWN Ferno "J" type equipment hook (Model# 559) shall be installed in outside storage compartment(s) to stow purchaser supplied/installed equipment and turn out gear items. -----	Y___N___
<b>40-10-0360</b>	<b>KICKPLATE/THRESHOLD, REAR DOORWAY - ANODIZED DIAMOND PLATE</b> An anodized aluminum diamond plate kick plate shall be installed at the rear exterior doorway, providing a kick / scuff plate at the rear of the vehicle above the rear step. -----	Y___N___
<b>40-10-0204</b>	<b>MUD FLAPS, REAR - BLACK RUBBER FIBERGLASS REINFORCED - THREE COLOR</b> Black rubber, fiberglass reinforced mud flaps with a minimum 1/4" thickness shall be bolted to the underside of the module behind the rear wheels. The width and length of the flaps shall provide adequate coverage of the rear dual wheels of the chassis. The mud flaps shall be three color with the Manufacturers Logo. -----	Y___N___
<b>40-10-0266</b>	<b>REAR STEP/BUMPER -FLIP-UP CENTER SECTION - STAR PUNCHED AND ANODIZED</b> The rear bumper shall be affixed to the chassis frame. The bumper shall be constructed with a hinged center section with a flip up center step. Two (2) steel braces shall secure the step to the chassis frame. The outer 17" on each end of the bumper shall be constructed from heavy gauge stamped polished stainless steel bumper parts and shall provide smooth rounded corners. The step shall be constructed of star punched .125" thick aluminum diamond plate. Two (2) rear LED step illumination lights shall be provided. All diamond plate surfaces shall be anodized. Rear step installation shall comply with AMD standard 018. A strip of black PVC shall be installed on the face of the step to protect the patient cots during loading. -----	Y___N___
<b>40-10-0381</b>	<b>TOW HOOKS, MODULE REAR</b> Two (2) tow hooks shall be provided in the rear step area and shall be securely fastened to the rear step braces. -----	Y___N___
<b>40-10-0281</b>	<b>RUB RAILS, BLACK ABS</b> Black ABS rails shall be installed on the lower sides of the body below the outside compartment sill areas. The rub rails shall be offset 3/16" from the body to facilitate wash down of road debris. -----	Y___N___
<b>40-00-0019</b>	<b>DOOR SKINS, OUTSIDE STORAGE COMPARTMENTS - DIAMOND PLATE INTERIOR SKINS</b> The interior door skins for all outside storage compartments shall be constructed of .063" thick aluminum diamond plate. -----	Y___N___



<b>OS1XL1STD</b>	<p>OSS #1 - STREETSIDE FORWARD</p> <p>There shall be an outside storage compartment OSS #1, (streetside forward) with a hinged door held open by a spring-loaded gas cylinder. A locking handle shall be installed on the exterior of the door.</p> <p>-----</p>	Y ___ N ___
<b>OS1XL1OP6</b>	<p>OSS #1 - (1) ADJUSTABLE SHELF AND OXYGEN STORAGE WITH DIVIDER</p> <p>There shall be an outside storage compartment OSS #1, (streetside forward) which shall contain one (1) fixed vertical divider to provide storage for an O2 cylinder on one side and one (1) adjustable shelf on the other side.</p> <p>-----</p>	Y ___ N ___
<b>OS102WELD</b>	<p>OSS #1 - OXYGEN STORAGE BRACKET WELDED IN FOR H or M CYLINDER</p> <p>An oxygen storage bracket shall be welded in OSS #1 for retention of "H" or "M" oxygen cylinders. The compartment shall also contain a spring-loaded, hinged acrylic door shall be provided to allow access from inside the patient compartment to the oxygen cylinder valve. Restraining devices shall meet AMD standard 003, oxygen tank retention system requirements. A cylinder changing wrench shall be provided and secured inside the oxygen compartment. A nine (9) square inch minimum vent shall be provided in the oxygen compartment to dissipate any leaking oxygen gas. The oxygen cylinder shall be provided by the purchaser.</p> <p>-----</p>	Y ___ N ___
<b>OS1DIV1</b>	<p>OSS #1 - FIXED DIVIDER</p> <p>One (1) fixed divider with sprayed on polyurethane material shall be provided and installed in outside storage compartment #1.</p> <p>-----</p>	Y ___ N ___
<b>OS1SHELF1</b>	<p>OSS #1 - SHELF ONE (1) ADJUSTABLE WITH TRACK</p> <p>Outside storage compartment #1 shall contain one (1) adjustable shelf with track.</p> <p>-----</p>	Y ___ N ___
<b>OS2XL1STD</b>	<p>OSS #2 - STREETSIDE CENTER</p> <p>There shall be an outside storage compartment OSS #2 (streetside center) with hinged double doors held open by spring-loaded gas cylinders. An exterior handle shall be installed on each door, with the locking handle being installed on the forward door.</p> <p>-----</p>	Y ___ N ___
<b>OS2XL1OP6</b>	<p>OSS #2 - OPEN STORAGE COMPARTMENT</p> <p>There shall be an outside storage compartment OSS #2, (streetside center).</p> <p>-----</p>	Y ___ N ___
<b>OS3XL1STD</b>	<p>OSS #3 - STREETSIDE REAR - TALL DOOR</p> <p>There shall be an outside storage compartment OSS #3 (streetside rear) with a hinged door held open by a spring-loaded gas cylinder. A locking handle shall be installed on the exterior of the door.</p> <p>-----</p>	Y ___ N ___
<b>40-09-0174</b>	<p>ZICO SCBA HOLDERS KD-UH-6-SF TWO (2)</p> <p>Two (2) Zico SCBA holders KD-UH-6-SF (#23891) shall be provided and installed in a fixed location.</p> <p>-----</p>	Y ___ N ___
<b>OS3XL1OP7</b>	<p>OSS #3 - SHALLOW UPPER SECTION WITH (1) FULL DEPTH ADJUSTABLE SHELF</p> <p>There shall be an outside storage compartment OSS #3, (streetside rear) with one (1) lower section full depth adjustable shelf, and the upper section of the compartment shall be of shallow depth.</p> <p>-----</p>	Y ___ N ___
<b>OS3SHELF1</b>	<p>OSS #3 - SHELF ONE (1) ADJUSTABLE WITH TRACK</p> <p>Outside storage compartment #3 shall contain one (1) adjustable shelf with track.</p> <p>-----</p>	Y ___ N ___



<b>OS4XL1STD</b>	OSS #4 - CURBSIDE REAR There shall be an outside storage compartment OSS #4 (curbside rear) with a hinged door held open by a spring-loaded gas cylinder. A locking handle shall be installed on the exterior of the door. -----	Y ___ N ___
<b>OS4XL1OP4</b>	OSS #4 - BACKBOARD AND (2) ADJUSTABLE SHELVES WITH INSIDE/OUTSIDE ACCESS AND FIXED DIVIDER There shall be an outside storage compartment OSS #4, (curbside rear) which shall contain one (1) fixed vertical divider to provide backboard/scoop stretcher storage on one side and will provide inside/outside storage access and contain two (2) adjustable shelves. -----	Y ___ N ___
<b>OS4BB</b>	OSS #4 - BACKBOARD - SCOOP STRETCHER STORAGE Compartment OSS #4 shall provide storage for backboard and a scoop stretcher, with a one (1) inch adjustable strap with black plastic buckle. -----	Y ___ N ___
<b>OS4DIV1</b>	OSS #4 - FIXED DIVIDER One (1), fixed divider with sprayed on polyurethane material shall be provided and installed in outside storage compartment #4 per dwg. #4. -----	Y ___ N ___
<b>OS4SHELF2</b>	OSS #4 - SHELVES TWO (2) ADJUSTABLE WITH TRACK There shall be two (2) adjustable shelves with track in outside storage compartment #4. -----	Y ___ N ___
<b>OS5XL1OP2-DF</b>	OSS #5 - HINGED DOOR WITH INSIDE/OUTSIDE ACCESS AND (1) ADJUSTALBE SHELF There shall be an outside storage compartment OSS #5, (curbside forward). This compartment shall have inside/outside access with one (1) adjustable shelf. -----	Y ___ N ___
<b>OS5XL1SRT-DF</b>	OSS #5 - SHORT DOOR OPENING WITH HINGED DOOR There shall be an outside storage compartment OSS #5 (curbside forward, short door) with a hinged door held open by a spring-loaded gas cylinder. A locking handle shall be installed on the exterior of the door. -----	Y ___ N ___

**Braun - Module Interior / Patient Compartment**

<b>Item Number</b>	<b>Name</b>	
<b>SR00171044</b>	SS # 6 IATSCABINET SHALL INCLUDE 6 ADJUSTBLE DIVIDERS -----	Y ___ N ___
<b>SR00171355</b>	CABINET - HINGED DOOR WITH CENTER SQUEEZE LATCH Left wall interior upper cabinets (#1,#2,#2a): top hinged, door w/ center squeeze latch, hold open. Cabinet #1: top hinged, polycarbonate door w/ center squeeze latch, hold open and (1) adjustable shelf. Cabinet #2: top hinged, polycarbonate door w/ center squeeze latch, hold open and (1) adjustable shelf. Cabinet #2a: top hinged, aluminum door w/ center squeeze latch, hold open, Symplex combination lock. -----	Y ___ N ___
<b>SR00171356</b>	STREET SIDE CABINET 7, THERE SHALL BE A CABINET OPENING TOWARD PASS THROUGH WITH SOLID ALUMINUM RIGHT HINGED DOOR WITH CENTER SQUEEZE HOLD LATCH. CABINET SHALL HAVE 2 ADJUSTABLE SHELVES.BELOW CABINET SHALL BE THE VENTED RADIO CABINET -----	Y ___ N ___



<b>SR00171358</b>	ADJUSTABLE DIVIDERS(6) STREETSIDE ABOVE CPR SEAT(9) 3 EACH DRAWER FRONT TO BACK STREETSIDE DRAWER 5, CURBSIDE DRAWER 4 & 5(15) 5 EACH CURBSIDE CABINET 1, 2 & 3 -----	Y ___ N ___
<b>SR00171359</b>	PDQ RELOCATE PDQ TO BE IN FW #2 POSITION ILOS -----	Y ___ N ___
<b>50-51-1001</b>	CABINET CONSTRUCTION - INTERIOR - ALUMINUM All interior cabinets shall be constructed of .090" thick welded aluminum. Wood products shall not be used in the construction of any interior cabinet. All cabinet exteriors, interiors, drawer fronts, drawer interiors, and aluminum doors shall be sealed with a washable sprayed-on multi-use polychromatic coating. -----	Y ___ N ___
<b>50-60-0220</b>	EMBLEMS / SIGNS - REAR PATIENT COMPARTMENT Two (2) "No Smoking / Oxygen Equipped / Fasten Seat Belts" signs shall be provided. One (1) sign shall be installed in the cab and one (1) above the oxygen outlets in the patient compartment street side cabinet. -----	Y ___ N ___
<b>50-60-0300</b>	FLOOR CONSTRUCTION- PATIENT COMPARTMENT, NON-WOOD COMPOSITE The sub-floor in the patient compartment shall be constructed of .125" thick aluminum over .125" and .190" thick reinforcing hat sections and mounting laterals. The aluminum sub-floor shall be covered with a 3/4" non-wood composite material. All corner molding, edging and trim shall be anodized aluminum or stainless steel and shall be sealed to prevent fluids from seeping under the cabinets. Wood floors are not satisfactory and shall not be accepted by the purchaser. -----	Y ___ N ___
<b>50-60-0301</b>	FLOORING - COVE The patient compartment floor radius shall be coved with pre-formed floor coving material. The coving shall be installed behind the vinyl floor covering, along both the street side and curbside walls. -----	Y ___ N ___
<b>50-60-0391</b>	HEADLINER - REAR PATIENT COMPARTMENT The headliner in the patient compartment shall be one-piece, seamless, .090 thick aluminum finished with sprayed-on multi-use polychromatic coating. -----	Y ___ N ___
<b>50-51-1013</b>	HOLD OPENS FOR INTERIOR DOORS All interior cabinets with doors less than 6" tall shall have friction hinges as hold opens for door(s). Doors 6" and taller shall be designed using gas shocks as hold opens for the door(s). -----	Y ___ N ___
<b>50-60-0660</b>	PADDED EDGING PROTECTION Padded corner edging shall be installed where necessary on exposed corners and edges in the patient compartment for patient and attendant protection. -----	Y ___ N ___
<b>50-00-0202</b>	ROUNDED INTERIOR CORNERS Interior vertical edges shall have rounded/padded corners in the following locations: forward and aft edges of the CPR seat (if provided), the wall at the aft end of the squad bench, and the partition opening cabinet edges, along with the upper front wall cabinet (if provided). -----	Y ___ N ___





<b>50-51-1011</b>	<b>RECESSED ADJUSTABLE SHELF TRACK - CABINETS</b> Unistrut 13/16" x 13/32", 19-gauge channel shall be installed in the interior cabinets that contain adjustable shelves. The track shall be welded in and recessed to reduce the number of fasteners and provide a cleaner look. -----	Y ___ N ___
<b>50-51-5001</b>	<b>UPHOLSTERY - PATRIOT PLUS CHARCOAL #8605</b> All cushions, head pads and seats shall be covered with Spradling International Patriot Plus Charcoal #8605 expanded vinyl upholstery material. The vinyl and all foam cushion material shall comply with FMVSS #302 flame spread requirements. -----	Y ___ N ___
<b>50-60-0661</b>	<b>INTERIOR MODULE PADS</b> Vinyl upholstered, foam cushioned head/back pads shall be installed as follows: the lower edge of the upper front wall cabinet (above the partition doorway or window), above the rear doors, above the side door, and on the street side wall behind and on each side of the CPR seat. The pads shall be covered with a flame-retardant color coordinated vinyl upholstery material. -----	Y ___ N ___
<b>50-51-6003</b>	<b>LONPLATE II, NON-SLIP EMBOSSED SM. GRID - GUNMETAL #424</b> The floor in the patient compartment shall be covered with Lonseal brand "Lonplate II" non-slip; small grid (embossed) Gunmetal #424, resilient sheet vinyl flooring material, which shall be covered 3-inches up the wall on the street side, and to the top of the squad bench base on the curbside. The flooring material shall be stripped and waxed before delivery. -----	Y ___ N ___
<b>50-51-2002</b>	<b>CABINET DOORS - CLEAR POLYCARBONATE</b> All cabinet doors shall be clear polycarbonate material. The sliding cabinet doors shall be installed in aluminum track lined with PPL inserts to eliminate rattles and prevent the doors from opening during transit. An edge mounted aluminum handle shall be installed on each sliding cabinet door. -----	Y ___ N ___
<b>50-51-3007</b>	<b>CABINETS/ WALLS - POLYCHROMATIC COATING - SILVER GRAY</b> All exposed side walls, the partition wall (on the patient compartment side only), the headliner, along with the cabinet and drawer fronts, aluminum doors, cabinet and drawer interiors shall be covered with a washable Silver Gray sprayed-on multi-use polychromatic coating, to create a laminate-free interior. -----	Y ___ N ___
<b>IS-CNT-ACR</b>	<b>COUNTER TOP, SOLID ACRYLIC</b> A solid acrylic countertop shall be installed in the primary action area. The countertop shall have a 1/2" lip. -----	Y ___ N ___
<b>50-51-4033</b>	<b>COUNTERTOP - SOLID ACRYLIC - RAVEN BOULDER (GRAY/BLACK)</b> A solid acrylic counter top, Raven Boulder (#810) with a 1/2" lip shall be installed to prevent equipment from sliding off.	Y ___ N ___
<b>50-01-0408</b>	<b>LATCHES, CABINET, CN10 COMPLIANT AS APPLICABLE - INCLUDING RADIO CABINET</b> The ACP (attendant control panel) door, the PDQ (power distribution quarters) door, and the radio cabinet door shall be secured with chrome locking lever latches. All remaining interior hinged cabinet doors shall be secured with center squeeze latches. All interior drawers shall be secured with locking flush pull latches. Cabinet(s) shall be KKK-A-1822F Change Notice 10 compliant and conform to all applicable SAE J3058 requirements. -----	Y ___ N ___
<b>50-10-0229</b>	<b>LEFT WALL - ATTENDANT CONTROL PANEL - WITH FLAT AREA</b> A Weldon Vista Control Screen shall be mounted on a hinged access panel and secured with two (2) latches. The panel will be located to the immediate right of the attendant's	Y ___ N ___



seat. The forward portion of the panel will contain a flat area that may be used for future radio mounting, etc.

<b>IS3XL1OP2</b>	<p>CABINET - SLIDING POLYCARBONATE DOORS WITH (2) ADJ. SHELVES, SHALLOW DEPTH STORAGE RECESSED INTO OSS #3</p> <p>The left wall rear interior cabinet (#3) shall be enclosed by one (1) set of sliding polycarbonate doors attached to a fixed frame. The doors shall have full length handles with the outer most sliding door to have handles on both ends. The cabinet shall contain two (2) adjustable shelves, and provide shallow depth storage.</p>	Y ___ N ___
<b>IS5XL1OP3</b>	<p>PULL-OUT DRAWER WITH HINGED ACRYLIC WRITING SURFACE AND LOCKING STAINLESS STEEL FLUSH PULL LATCH</p> <p>The left lower wall shall have drawer (#5), aisle facing, installed in the primary action area, under the attendant control panel. The drawer shall have a hinged acrylic writing surface and a locking stainless steel flush pull latch.</p>	Y ___ N ___
<b>ISRAISED</b>	<p>RAISE STREETSIDE CABINETS, DELETE ANGLED LIGHTS</p>	Y ___ N ___
<b>IS6XL1OP1</b>	<p>CABINET - HINGED POLYCARBONATE DOOR WITH CENTER SQUEEZE LATCH AND GAS SHOCK HOLD-OPEN</p> <p>The left wall, upper interior cabinet (#6) shall be enclosed by one (1) flip up polycarbonate door with gas filled hold-open shocks, and center squeeze latch.</p>	Y ___ N ___
<b>50-60-0017</b>	<p>ASPIRATOR / SUCTION - SSCOR - WITH ELECTRIC PUMP - COUNTER</p> <p>An SSCOR suction system with a 12 VDC electric vacuum pump shall be installed on the action wall counter near the attendant's seat. The 12 VDC electric vacuum pump to be installed in an exterior compartment per the location on the drawing. The system shall be activated by a switch on the attendant control panel. The SSCOR vacuum pump exhaust shall be vented to the exterior of the vehicle.</p>	Y ___ N ___
<b>50-50-0547</b>	<p>SQUAD BENCH LID, PADDED, NO SHARPS /TRASH ACCESS</p> <p>The squad bench lid shall be one-piece, liftable, on a full length continuous hinge. The lid area shall have a padded cushion covered with color coordinated vinyl upholstery material. The squad bench cushion upholstery shall be sewn with seams only at the vertical corners to minimize entrapment of fluids. An automatic latching fastener shall be installed to secure the squad bench lid in the closed position.</p>	Y ___ N ___
<b>IC1XL1OP2</b>	<p>INSIDE/OUTSIDE ACCESS TO OSS #4 WITH HINGED POLYCARBONATE DOOR, FULL LENGTH HANDLE, AND CENTER SQUEEZE LATCH</p> <p>Compartment #1 shall be installed on the rearward curb side wall and shall provide inside/outside access to OSS #4. The compartment shall have a hinged polycarbonate door, full length handle, and a center squeeze latch.</p>	Y ___ N ___
<b>IC2XL1OP9-DF</b>	<p>CABINET AT HEAD OF BENCH WITH (1) DRAWER TOWARDS THE AISLE, (1) TOWARDS THE BENCH, AND INSIDE/OUTSIDE ACCESS THROUGH HINGED POLY DOORS. SHARPS/WASTE DRAWER BELOW THE BENCH.</p> <p>The Curbside wall shall have a squad bench which will include storage, a lid with hold opens, and a cabinet at the head of the bench with one (1) bench facing drawer, one (1) aisle facing drawer, and one (1) compartment enclosed with (1) set of hinged polycarbonate doors with center squeeze latches that will provide inside/outside access.</p>	Y ___ N ___



	There also is an aisle facing sharps and waste drawer. -----	
<b>IC2XL3C6</b>	CABINET AT HEAD OF SQUAD BENCH - 2 DRAWERS, ONE FACING AISLE AND ONE FACING BENCH, AND INSIDE/OUTSIDE ACCESS CABINET BELOW A cabinet shall be located at the head of the squad bench. It shall contain two (2) drawers with locking stainless steel flush pull latches. One (1) drawer shall face the aisle, one (1) drawer shall face the bench, and a cabinet below with inside/outside access. -----	Y___N___
<b>IC-CNT-ACR</b>	COUNTER TOP, CURBSIDE - SOLID ACRYLIC A solid acrylic countertop shall be installed on the cabinet at the head of the curbside seating area. The countertop shall have a 1/2" lip. -----	Y___N___
<b>50-61-0038</b>	ASSIST HANDLE - FACE OF SQUAD BENCH CABINET - 12" YELLOW STAINLESS STEEL ANTI-MICROBIAL One (1) yellow stainless steel anti-microbial assist handle (12") long shall be provided and installed on the cabinet at the head of the squad bench. -----	Y___N___
<b>IC3XL1C3</b>	CABINETS - RIGHT WALL, UPPER #3- THREE HINGED FLIP UP DOORS The curb side interior wall cabinet #3 shall be overhead and separated into three (3) cabinet sections. Each section shall be enclosed by one (1) flip up, hinged polycarbonate door with a center squeeze latch. -----	Y___N___
<b>IC3XL1OP2-DF</b>	OVERHEAD CABINETS -3 WITH HINGED POLYCARBONATE DOORS, GAS SHOCK HOLD-OPENS, AND CENTER SQUEEZE LATCHES. The curb side interior wall cabinet #3 shall be overhead and separated into three (3) cabinet sections. Each section shall be enclosed by one (1) flip up, hinged polycarbonate door with a center squeeze latch and gas shock hold-opens. -----	Y___N___
<b>50-50-0541</b>	HOLD OPENS - SQUAD BENCH LID - GAS CYLINDERS Gas cylinders hold-open(s) shall be provided and installed to hold the cushioned lid in the open and closed position. -----	Y___N___
<b>50-60-0718</b>	SQUAD BENCH FACE - VINYL FLOORING MATERIAL The face of the squad bench shall be covered with vinyl flooring material. -----	Y___N___
<b>SQ-BN-CUST</b>	SQUAD BENCH BASE W/STORAGE -----	Y___N___
<b>IF1XL1OP12</b>	HVAC - 4 OUTPUT VENTS - SMALL FOOTPRINT A ProAir Heat / AC system shall be installed in upper front wall. -----	Y___N___
<b>IF4XL1OP2</b>	CRAWL-THROUGH OPEN TO CAB A window opening, functioning as a crawl-through from cab to module, shall be located on module front wall. -----	Y___N___
<b>50-20-0501</b>	CRAWL-THROUGH - CAB TO MODULE A crawl-through area shall be provided between the patient compartment and the cab area. The area will be covered with a sprayed-on multi-use poly-chromatic coating. -----	Y___N___
<b>50-50-0105</b>	SEATING - ATTENDANT - EVS HiBAC, INTEGRAL CHILD, SWIVEL BASE with PRO4 belting CN8 COMPLIANT	Y___N___



A rear facing EVS HiBAC attendant seat shall be installed at the head of the patient cot. The seat shall be equipped with a SB-2, two position, sliding swivel base and incorporate an integral child safety restraint system. The seat shall be KKK-A-1822F Change Notice 8 compliant with PRO4 harness style shoulder / seat belt and conform to all applicable FMVSS and SAE J3026 requirements. Documentation from a certified independent testing facility shall be required stating the seat has passed SAE J3026 requirements and tested in accordance with SAE J2917, Occupant Restraint and Equipment Mounting Integrity – Frontal Impact System-Level Ambulance Patient Compartment and SAE J2956, Occupant Restraint and Equipment Mounting Integrity – Side Impact System-Level Ambulance Patient Compartment. The seat shall be padded and covered with color coordinated, cushioned vinyl.

**50-50-0122** SEATING - ATTENDANT - SIDE MOUNT POSITION Y\_\_\_N\_\_\_  
 The attendant seat shall be in a side mount position.

**50-01-0001** CUSTOM CPR SEAT WIDTH Y\_\_\_N\_\_\_  
 CPR width - the standard width of the CPR seat is to be adjusted per drawing #5.

**50-50-0333** CPR SEAT STORAGE AREA, BELOW SEAT - W/HINGED SEAT BOTTOM Y\_\_\_N\_\_\_  
 The bottom seat cushion shall be hinged with a storage area located below. The interior of the storage area shall be sprayed with sound absorbing polyurethane material. An automatic latching fastener shall be installed to secure the CPR seat lid in the closed position.

**CPROP2** SEATING - CPR - CONTOURED EVS WITH V4 HARNESS Y\_\_\_N\_\_\_  
 A CPR seat shall be installed on the street side of the patient compartment aft of the primary action area counter. The CPR seat shall be KKK-A-1822F Change Notice 8 compliant with V4 harness style shoulder / seat belt and conform to all applicable FMVSS and SAE J3026 requirements. Documentation from a certified independent testing facility shall be required stating the seat has passed SAE J3026 requirements and tested in accordance with SAE J2917, Occupant Restraint and Equipment Mounting Integrity – Frontal Impact System-Level Ambulance Patient Compartment and SAE J2956, Occupant Restraint and Equipment Mounting Integrity – Side Impact System-Level Ambulance Patient Compartment. The Contoured Headrest and Backrest will be constructed of energy absorbing material. The seat bottom, backrest, and headrest shall be padded and covered with color coordinated, cushioned vinyl with the builder's logo heat stamped into the headrest.

**SQSTOP5** SEATING - CN8 COMPLIANT TWO (2) EVS V4 CONTOURED Y\_\_\_N\_\_\_  
 A Squad bench seat with two (2) EVS individual seating positions will be installed on the curb side of the patient compartment. The squad bench seat shall be KKK-A-1822F Change Notice 8 compliant with (2) V4 harness style shoulder / seat belts and conform to all applicable FMVSS and SAE J3026 requirements. Documentation from a certified independent testing facility shall be required stating the seat has passed SAE J3026 requirements and tested in accordance with SAE J2917, Occupant Restraint and Equipment Mounting Integrity – Frontal Impact System-Level Ambulance Patient Compartment and SAE J2956, Occupant Restraint and Equipment Mounting Integrity – Side Impact System-Level Ambulance Patient Compartment. The Contoured Headrest and Backrest will be constructed of energy absorbing material. The seat bottom, backrest, and headrest shall be padded and covered with color coordinated, cushioned vinyl with the builder's logo heat stamped into the headrest.



<b>HVAC_HSL_STD_04</b>	<p>HVAC - THE EVAPORATOR IS TIED-IN TO THE OEM AIR CONDITIONING SYSTEM, COOLING THE AIR OF THE PATIENT COMPARTMENT THROUGH (4) VENTS (STANDARD SETUP)(SMALL FOOTPRINT)</p> <p>The air conditioning unit shall be tie-in to the OEM air conditioning system, cooling the air of the patient compartment through the outlets. The evaporator unit shall have a capacity of 580 CFM and cooling capacity of 30,000 BTU. The evaporator shall be installed in the patient compartment, in the upper front wall. It shall be accessible by removing the HVAC faceplate. Four (4) adjustable vents with manual closures are installed within the HVAC faceplate. The patient compartment HVAC system shall be controlled by the driver or the patient compartment attendant via the multiplex located in the front console or the rear switch panel. The patient compartment temperature shall be monitored by a thermostat incorporated in the multiplexing electrical system. Additional to the three (3) preprogramed speeds, an automatic mode shall be able to decide between heating, cooling and fan speed in function of the set temperature versus the patient compartment temperature. In order to achieve maximum efficiency and optimization of this system, the fans' speed shall be optimized via Pulse Width Modulation (PWM) to allow the heating and cooling system to run at its most effective speed. Adequate room for hose connections and hose lines shall be provided when installing HVAC components. The hoses shall be protected and insulated to optimize performance and longevity.</p> <p>-----</p>	Y ___ N ___
<b>COND_HSL_01</b>	<p>HVAC - SINGLE COIL CONDENSER - 24,000 BTU</p> <p>A single coil condenser, 24,000 BTU Low Profile, shall be installed on the front of the module. The condenser shall be top center mounted with mounting brackets. Condenser and brackets are to be painted to match the module.</p> <p>-----</p>	Y ___ N ___
<b>COND_BRK_01</b>	<p>CONDENSER BRACKET TO BE FLAT DESIGN AND COLOR MATCH TO THE CONDENSER</p> <p>The condenser bracket shall be a flat designed, painted to match the condenser, mounted to the bulkhead of the module.</p> <p>-----</p>	Y ___ N ___
<b>50-61-0003</b>	<p>ASSIST HANDLES, (2) 'V-BARS' ANTI-MICROBIAL (YELLOW), (4) BLACK URETHANE</p> <p>A total of six (6) assist handles shall be provided: two (2) 1-1/4" diameter Yellow Anti-microbial stainless steel 'V' handles, one (1) on each rear passage door; and four (4) 10-7/8" black vulcanized rubber with steel core assist handles, two (2) handles at the rear doorway, one (1) at the curbside doorway, and one (1) on the curbside sliding door.</p> <p>-----</p>	Y ___ N ___
<b>50-60-0730</b>	<p>DOOR PANELS - MODULE PASSAGE DOORS - FULL LENGTH ALUMINUM - W/ACCESS PANELS</p> <p>The inner door panels shall be manufactured from aluminum and covered with a washable sprayed-on multi-use polychromatic coating. The panels shall run the full length of the door and will contain a removable latch access panel.</p> <p>-----</p>	Y ___ N ___
<b>50-60-0256</b>	<p>EXHAUST VENTILATOR, 3-SPEED - MULTIPLEX ELECTRIC SYSTEM</p> <p>A three-speed, 250 CFM (minimum) exhaust fan meeting KKK-A-1822F requirements shall be provided and located in the street side cabinet in the patient compartment. The exhaust fan shall be pulse width modulated from a switch on the attendant control panel vista screen. The exhaust system shall have a louvered grille inside and a chrome vent outside. The exhaust system shall vent through the side of the vehicle, not through the roof.</p> <p>-----</p>	Y ___ N ___



<b>50-60-0322</b>	<b>GLOVE DISPENSER - (3) BOX - ABOVE ENTRY DOOR - CURBSIDE (ABS)</b> A three (3) - box glove dispenser unit, with a 1/4" clear acrylic hinged access panel with three (3) cut-outs, shall be recessed above the curbside entry door. The dispenser shall be 8.25" high x 33.50" wide with interior dimensions of 5.38" high x 30.25" wide x 3.25" deep. A 1/4" turn latch will be installed on the face of the glove box access panel.	Y ___ N ___
<b>50-60-0332</b>	<b>GLOVE DISPENSER - (1) BOX - EACH REAR DOOR - TOTAL TWO (2)</b> A single box glove dispenser unit, with a 1/4" clear acrylic hinged access panel with cut-out, shall be recessed on the rear passage doors, one each door. Each dispenser to accommodate one (1) 5.375" wide x 10.375" long x 3.25" deep glove box.	Y ___ N ___
<b>50-60-0352</b>	<b>GRAB RAILS, 1-1/4" DIAMETER, ANTI-MICROBIAL(YELLOW) 96" AND 64"</b> Two (2) 1-1/4" diameter stainless steel, yellow Anti-microbial grab rails shall be installed on the ceiling of the patient compartment. One (1) 64" rail shall be installed over the squad bench area and one (1) 96" rail shall be installed over the patient cot area for attendant/patient balance control. The 96" grab rail will be attached to the ceiling with three (3) mounting brackets that secure it to the super structure of the module. Installation of each grab rail shall comply with AMD-008 requirements.	Y ___ N ___
<b>50-60-0440</b>	<b>IV HANGERS - CEILING RECESSED - DUAL IV BAG HOLDER</b> Recessed ceiling dual bag IV hanger(s) shall be provided and installed per the drawings. Hanger shall be a dual intravenous fluid bag holder allowing single hand access to two individual IV bags. Removable by accessing the single hand carabiner clip.	Y ___ N ___
<b>50-60-0640</b>	<b>OXYGEN SYSTEM, ELECTRIC - MULTIPLEX ELECTRIC SYSTEM</b> A 12 VDC controlled electric O2 system operated through the v-mux multiplex electrical system shall be provided and installed.  The oxygen system shall be completely installed and include a pre-set oxygen regulator with a cylinder pressure gauge and a 200 PSI safety valve with all necessary piping and connections. The oxygen system shall be completely low pressure, and the regulator shall be fastened directly to the cylinder. The regulator shall be set to operate at approximately 50 PSI. The oxygen cylinder shall be installed so the system may be easily turned on and off at the main cylinder valve from the patient compartment. The oxygen cylinder shall be provided by the purchaser.  The oxygen system monitor shall be readily available to the attendant while seated at the head of the cot as part of the microprocessor based electrical system. Flexible conductive oxygen hose with a minimum 900 lbs. burst rating shall be installed between the regulator and the oxygen receptacles. The system shall be tested and tagged in conformance with NFPA-56-F and KKK-A-1822F.  The electric oxygen system shall be provided with an on/off switch on the attendant control panel. The emergency manual bypass valve shall be located near the oxygen storage compartment in the patient compartment.	Y ___ N ___
<b>50-60-1601</b>	<b>OXYGEN OUTLET (1) LEFT WALL - OHIO MED - ACTION AREA</b> One (1) Ohio Medical flush mounted; quick release wall outlet shall be installed in the forward street side cabinet action area.	Y ___ N ___





<b>50-60-1640</b>	OXYGEN OUTLET (1) RIGHT WALL - OHIO MED - HEAD END OF SEATING AREA One (1) Ohio Medical flush mounted; quick release wall outlet shall be installed in the right wall above the head end of the curbside seating area. -----	Y ___ N ___
<b>50-60-1680</b>	OXYGEN OUTLET (1) CEILING - OHIO MED - ABOVE HEAD OF COT One (1) Ohio Medical flush mounted; quick release oxygen outlet shall be installed in the ceiling above the head of cot in the center mount position. -----	Y ___ N ___
<b>50-60-0629</b>	FLOW METER, OXYGEN - THORPE STYLE One (1) Thorpe style oxygen flow meter (15LPM) shall be shipped loose with the completed vehicle. -----	Y ___ N ___
<b>50-60-0711</b>	SHARPS LOCKING CONTAINER, 5 QT WALL MOUNT Mounted at front of CPR seat against action area. A Locking wall enclosure for 5 quart Sharps Container shall be installed on an interior wall of the module. The 5 quart sharps container shall be included. Location of container to be per drawings. The container shall have a biohazard warning label. -----	Y ___ N ___
<b>50-60-0712</b>	SHARPS AND TRASH CONTAINERS WITH SLIDE-OUT DRAWER A 3.3 qt. #BD5488 sharps container, and a 8 qt. trash container shall be provided and installed within a slide-out drawer at the face of the squad bench. The drawer shall open toward the aisle and be secured with a stainless steel flush pull latch. -----	Y ___ N ___
<b>50-60-0761</b>	STAINLESS STEEL WALL PROTECTION - INTERIOR STREETSIDE A brushed stainless steel panel shall be provided on the street side wall from the bottom of the CPR seat -----	Y ___ N ___
<b>50-60-0820</b>	ANTI-SLIP MATTING - CURBSIDE STEPWELL Anti-Slip charcoal gray matting shall be installed in the curbside step well. -----	Y ___ N ___

**Braun - Optional Patient Compartment Items**

<b>Item Number</b>	<b>Name</b>	
<b>50-60-0098</b>	CLOCK - DIGITAL- INTELLITEC 12VDC MULTI FUNCTION - RR HDPAD An Intellitec 12 VDC digital multi-function clock shall be installed in the headpad above the rear doors. -----	Y ___ N ___
<b>50-62-0446</b>	COT FASTENER - STRYKER FLOOR PLATE AND 12v PRE-WIRE FOR CUSTOMER FUTURE INSTALL OF A POWER OR PERFORMANCE COT LOAD SYSTEM A Stryker floor plate kit and wiring shall be provided to accommodate the future installation of a Customer Provided, Customer Installed, Stryker Performance or Power Load Cot. -----	Y ___ N ___
<b>30-10-0424</b>	LIGHT INTERIOR OF REAR FACING OSS & PASSAGE DOORS, TWO (2) RED MINI LED PER DOOR Two (2) Whelen red Mini-LED lights shall be installed on the interior of all rear facing exterior compartment and patient entry doors. The lights shall be located as follows: one (1) on each upper and lower outer corner. The light(s) shall random flash on the specific door(s) that are opened. -----	Y ___ N ___

**Braun - Paint / Graphics**

<b>Item Number</b>	<b>Name</b>	
--------------------	-------------	--



SR00171360	Graphics to match layout	Y ___ N ___
-----		
SR00171361	PaintBlack over red color scheme.Black will wrap top of box down to bottom of upper light bezels.Beginning at the front scene lights the black will cut down to the height of the chassis window sill and follow the hood lines to the front of the truck.	Y ___ N ___
-----		
60-01-0001	<p>PAINT PROCEDURE</p> <p>All non-anodized aluminum module body surfaces shall be completely chemically steam cleaned, filled with premium body filler as needed, sanded smooth and primed with an epoxy primer and then primed again with a high solid primer.</p> <p>The cured primer surfacer shall be DA sanded with 320 grit and cleaned. A high solid primer shall then be applied, where needed, as a sealer.</p>	Y ___ N ___
60-01-0005	<p>STANDARDS AND SPECIFICATIONS FOR VEHICLE PAINT APPEARANCE</p> <p><b>Standards and Specifications for Vehicle Paint Appearance</b></p> <ol style="list-style-type: none"> <li>1. <b>PURPOSE:</b> To provide cosmetic standards that represent a common language and set of shared expectations of the appearance quality the Bidder's vehicle. This and associated documents define the appearance acceptability and non-acceptability criteria for the Bidder's Ambulance. These standards represent a realistic balance between our Customer expectations and the derived output from our current manufacturing process. Any output required beyond these objectively based requirements requires extraordinary means and comes with associated costs and timing.</li> <li>2. <b>SCOPE:</b> These standards apply to all of the Bidder's vehicles being produced beginning in calendar year 2016.</li> <li>3. <b>DEFINITIONS:</b> <ol style="list-style-type: none"> <li><b>3.1</b> Class A Surfaces are defined as:               <ol style="list-style-type: none"> <li>1. Highly Visible or reflective surfaces that cause the viewer's eye to focus on that area of the vehicle.</li> <li>2. The exterior of the vehicle from 36 inches off of the ground to 96 inches off of the ground.</li> <li>3. Areas that passengers of the vehicle would view in a normal viewing direction of (+/- 45 degrees) and a distance of (24 Inches – 36 inches)</li> </ol> </li> <li><b>3.2</b> Class B Surfaces are defined as:               <ol style="list-style-type: none"> <li>1. Less visible area that is viewed as a general area. This would include areas beyond the normal viewing direction as specified in Class A surfaces including those higher than 96 inches of the ground or lower than 36 inches off the ground.</li> <li>2. Another description would include areas seen peripherally.</li> <li>3. Any area that must be viewed at an unusual angle.</li> </ol> </li> <li><b>3.3</b> Class C Surfaces are defined as;               <ol style="list-style-type: none"> <li>1. Any area that must be viewed by close inspection.</li> </ol> </li> </ol> </li> </ol>	Y ___ N ___



2. This would include the roof area of a cab.
3. Any area that would be visible less than 1% of the time such as door jams or the back of doors including those on the module

**3.4** Class D Surfaces are defined as;

1. Areas that the consumer will be unable to evaluate without removal of other component parts.
2. Any area that must be viewed at an abnormal or unusual angle.
3. Any area that can only be seen when lying on the ground, from under the vehicle, or require a ladder to see, such as the roof.

**1. PROCEDURE:**

**4.1** General Inspection Requirements:

1. Cosmetic inspection by the Bidder or its suppliers shall use the TIME and DISTANCE method of inspection as described in different sections of this document.
2. The Cosmetic standards defined in this document shall be used for training personnel, checking surface quality produced by any process and used in making "Accept/Reject" decisions.

**4.2** Viewing Conditions:

1. All visual inspection will be made under normal artificial lighting, unaided and viewed in a manner that duplicates the typical end use of the vehicle. During cosmetic inspection, only visual qualities (appearance) of the part surface shall be considered. surfaces shall be viewed without the aid of magnification, at an angle approx. 45° to normal of the surface to be inspected.

**4.3** The following are Inspection criteria:

1. Inspection shall be conducted using the unaided eye.
2. Viewing distance shall be 18" or 24" as specified by surface class.
3. Viewing angle shall be at a minimum of 45° to the surface.
4. Light source shall be fluorescent light; the light source shall provide optimal viewing and minimized glare and shadowing of the vehicle.
5. Where subjectiveness intervenes in the assessment, form/fit/function shall take precedent.

**4.4**The following table shall be used to determine viewing distance and duration:

Class A) Viewing Distance: 24 inches  
Viewing Time: 10 seconds  
Viewing Area: 50 inches SQD

Class B) Viewing Distance: 36 inches  
Viewing Time: 5 seconds



Viewing Area: 50 inches SQD

Class C) Viewing Distance: 36 inches

Viewing Time: 3 seconds

Viewing Area: 50 inches SQD

Class D) Viewing Distance: 36 inches

Viewing Time: 3 seconds

Viewing Area: 50 inches SQD

#### 4.5 Conditions and Acceptance Criteria

1. The total number of defects per surface shall not exceed the acceptable limit.

4.6 Specific Boundary samples are logged in the Bidder's Database and reviewed annually at a minimum for applicability.

4.7 These standards do not apply to an OEM chassis in which case, OEM acceptance standards apply unless it has been quoted to meet the Bidder's Appearance Standards.

1. **8** Any OEM chassis painted by the Bidder will conform to the original OEM acceptance standards unless it has been quoted to meet the Bidder's Appearance Standards.

#### Specification Limits for Vehicle Appearance (Exterior)

"A" Surface

Item:

- Bare Substrate - NOT ALLOWED
- Pin Hole/Solvent Pop - .5 mm max. size/1 per 50 inches Squared /must be a minimum of 50 inches apart - MUST NOT BE DEEPER THAN THE CLEAR COAT
- Chips/Damage - NOT ALLOWED
- Cracking - NOT ALLOWED
- Fish Eyes - NOT ALLOWED
- Dings NOT ALLOWED
- Dirt - Must "feel" flat, .5 mm max. size/1 per 50 inches Squared /must be a minimum of 50 inches apart
- Dry Spray - NONE ALLOWED
- Mottling - Color Specific- Must match Boundary Sample
- Off Color to Cab or other Module elements - Visually acceptable to the Master Plaque or the Delta E is not greater than 1.5
- Orange Peel
- Overspray - NONE ALLOWED
- Paint Drops/Drips - NONE ALLOWED
- Painting around Clean Idle or other stickers - NONE ALLOWED
- Pits/Porosity - NONE ALLOWED
- Crooked Mask Lines - NONE ALLOWED
- Burn Through - NONE ALLOWED



- Sags/Runs - NONE ALLOWED
- Scratches - NONE ALLOWED
- Polishing Swirls (Scratches) - Minimal amount of micro scratches from polishing are acceptable, must not be felt or able to be seen from 24 inches
- Shrinking - NONE ALLOWED
- Thin Paint - NONE ALLOWED
- Water Spots/Rinse Blisters - NONE ALLOWED
- Wet Mark - NONE ALLOWED
- Wrinkling - NONE ALLOWED

#### "B" Surface

##### Item:

- Bare Substrate - NOT ALLOWED
- Pin Hole/Solvent Pop - 1.0 mm max. size/1 per 50 inches Squared /must be a minimum of 50 inches apart - MUST NOT BE DEEPER THAN THE CLEAR COAT
- Chips/Damage - NOT ALLOWED
- Cracking - NOT ALLOWED
- Fish Eyes - NOT ALLOWED
- Dings NOT ALLOWED
- Dirt - Must "feel" flat, 1.0 mm max. size/1 per 50 inches Squared /must be a minimum of 50 inches apart
- Dry Spray - NONE ALLOWED
- Mottling - Color Specific- Must match Boundary Sample
- Off Color to Cab or other Module elements Visually acceptable to the Master Plaque or the Delta E is not greater than 1.5
- Orange Peel - Equivalent to # 10 panel MIN.
- Overspray - NONE ALLOWED
- Paint Drops/Drips - NONE ALLOWED
- Painting around Clean Idle or other stickers - NONE ALLOWED
- Pits/Porosity - NONE ALLOWED
- Crooked Mask Lines - NONE ALLOWED
- Burn Through - NONE ALLOWED
- Sags/Runs - NONE ALLOWED
- Scratches - NONE ALLOWED
- Polishing Swirls (Scratches) - Minimal amount of micro scratches from polishing are acceptable, must not be felt or able to be seen from 24 inches
- Shrinking - NONE ALLOWED
- Thin Paint - NONE ALLOWED
- Water Spots/Rinse Blisters - NONE ALLOWED
- Wet Mark - NONE ALLOWED



- Wrinkling - NONE ALLOWED

“C” Surface

Item:

- Bare Substrate - NOT ALLOWED
- Pin Hole/Solvent Pop -1.5 mm max. size/2 per 50 inches Squared /must be a minimum of 25 inches apart - MUST NOT BE DEEPER THAN THE CLEAR COAT
- Chips/Damage - NOT ALLOWED
- Cracking - NOT ALLOWED
- Fish Eyes - NOT ALLOWED
- Dings NOT ALLOWED
- Dirt - Must "feel" flat -1.5 mm max. size/1 per 50 inches Squared /must be a minimum of 25 inches apart
- Dry Spray - NONE ALLOWED
- Mottling - Color Specific- Must match Boundary Sample
- Off Color to Cab or other Module elements Visually acceptable to the Master Plaque or the Delta E is not greater than 1.5
- Orange Peel - Equivalent to # 10 panel MIN.
- Overspray - NONE ALLOWED
- Paint Drops/Drips - NONE ALLOWED
- Painting around Clean Idle or other stickers - NONE ALLOWED
- Pits/Porosity - NONE ALLOWED
- Crooked Mask Lines - NONE ALLOWED
- Burn Through - NONE ALLOWED
- Sags/Runs - NONE ALLOWED
- Scratches - NONE ALLOWED
- Polishing Swirls (Scratches) - Minimal amount of micro scratches from polishing are acceptable, must not be felt or able to be seen from 24 inches
- Shrinking - NONE ALLOWED
- Thin Paint - NONE ALLOWED
- Water Spots/Rinse Blisters - NONE ALLOWED
- Wet Mark - NONE ALLOWED
- Wrinkling - NONE ALLOWED

“D” Surface

Item:

- Bare Substrate - NOT ALLOWED
- Pin Hole/Solvent Pop - 2.0 mm max. size/3 per 25 inches Squared / must be 12 inches apart - MUST NOT BE DEEPER THAN THE CLEAR COAT
- Chips/Damage - NOT ALLOWED
- Cracking - NOT ALLOWED
- Fish Eyes – Must match Boundary Sample





- Dings NOT ALLOWED
- Dirt - Must "feel" flat - 2.0 mm max. size/ 3 per 25 inches Squared / must be 12 inches apart
- Dry Spray - Must match Boundary Sample
- Mottling - Color Specific- Must match Boundary Sample
- Off Color to Cab or other Module elements - Visually acceptable to the Master Plaque or the Delta E is not greater than 1.5
- Orange Peel - Equivalent to # 7 panel MIN.
- Overspray - Must match Boundary Sample
- Paint Drops/Drips - NONE ALLOWED
- Painting around Clean Idle or other stickers - Must match Boundary Sample
- Pits/Porosity - NONE ALLOWED
- Crooked Mask Lines - NONE ALLOWED
- Burn Through - NONE ALLOWED
- Sags/Runs - NONE ALLOWED
- Scratches - NONE ALLOWED
- Polishing Swirls (Scratches) - Minimal amount of micro scratches from polishing are acceptable, must not be felt or able to be seen from 24 inches
- Shrinking - NONE ALLOWED
- Thin Paint - NONE ALLOWED
- Water Spots/Rinse Blisters - NONE ALLOWED
- Wet Mark - NONE ALLOWED
- Wrinkling - NONE ALLOWED

**60-01-0017**      BUFF PAINT - STANDARD CAB TYPE I      Y\_\_\_N\_\_\_  
 The paint on the cab shall be buffed to a high shine using a recommended paint buff system.  
 -----

**60-01-0004**      BUFFING, PAINT - MODULE      Y\_\_\_N\_\_\_  
 The paint on the module sides shall be buffed to a high shine using a recommended paint buff system.  
 -----

**60-09-0101**      PAINT MOD ALL ONE SOLID COLOR, PLUS CLEAR COAT tbd      Y\_\_\_N\_\_\_  
 The entire module shall be sprayed one-color and then clear coated.  
 -----

**60-09-0003**      PAINT CAB ALL ONE SOLID COLOR, PLUS CLEAR COAT tbd      Y\_\_\_N\_\_\_  
 The entire cab shall be sprayed one-color and then clear coated. NOTE: If the chassis being painted is a Ford F Series (roof) - the original five (5) cab marker lights on roof will be removed prior to painting. After painting, five (5) replacement Ford OEM cab marker lights will be reattached.  
 -----

**60-20-0301**      CHEVRON STRIPING - FULL COVERAGE      Y\_\_\_N\_\_\_  
 Red/Yellow Reflexite chevron striping 6" wide inverted "V" shall be installed on the complete rear of the module.  
 -----



<b>GR_CHV_RFX_F L_YEL_2</b>	REFLEXITE FLOURESCENT YELLOW REFLECTIVE - CHEVRON - COLOR 2 Stripe Color 2 to be Reflexite Fluorescent Yellow conspicuity tape. -----	Y___N___
<b>GR_CHV_RFX_ RED_1</b>	REFLEXITE RED REFLECTIVE - CHEVRON - COLOR 1 Stripe Color 1 to be Reflexite Red conspicuity tape. -----	Y___N___
<b>60-30-0200</b>	REFLECTIVE - DOOR REFLECTIVITY Reflective material (25" x 2.5" red/silver chevron style), meeting FMVSS 108 requirements, shall be installed on the lower interior stainless steel panel of each rear door and hinged side door.  If a sliding side door is provided, it shall have a 1.50" x 40.00" white reflective stripe installed on the rear facing edge.	Y___N___

**Braun - Vehicle Manuals**

Item Number	Name	
<b>80-20-0001</b>	VEHICLE MANUALS (1) PACKAGE SET One (1) Delivery Manual Package shall be supplied with the vehicle, and shall include the following items: Ambulance manufacturer parts, service, and operation manuals, OEM chassis owner's guide, complete 12 VDC and 125 VAC wiring schematics for all included standard and optional systems, Multiplex Electrical system programming - electronic media -----	Y___N___
<b>90-10-0007</b>	STATEMENT OF LIMITED WARRANTY NEW AMBULANCES	Y___N___

MEASUREMENTS ARE APPROXIMATE  
OVERALL HEIGHT = [REDACTED]  
OVERALL WIDTH WITH MIRRORS & FENDER FLARES = [REDACTED]

LINE TWO CONDENSER

100% SUPER LED WARM WHITE / RED / WHITE / RED / RED / RED

TECHNIQ S350 AMBIENT LIGHT MARKER

TECHNIQ M3 AMBIENT LIGHT TURN APP

TECHNIQ M3 ADJUSTABLE

TECHNIQ M3 HEADLIGHTS (ON TIME RUNNING)

TECHNIQ M3 PRODUCTS (MIRRORS IN THE REAR)

TECHNIQ M3 SUPER LED GRILLE (WITH AMBIENT LIGHT)

TECHNIQ M3 UNLOCK SW (MIRROR AREA)

TECHNIQ M3 AIR HOOD

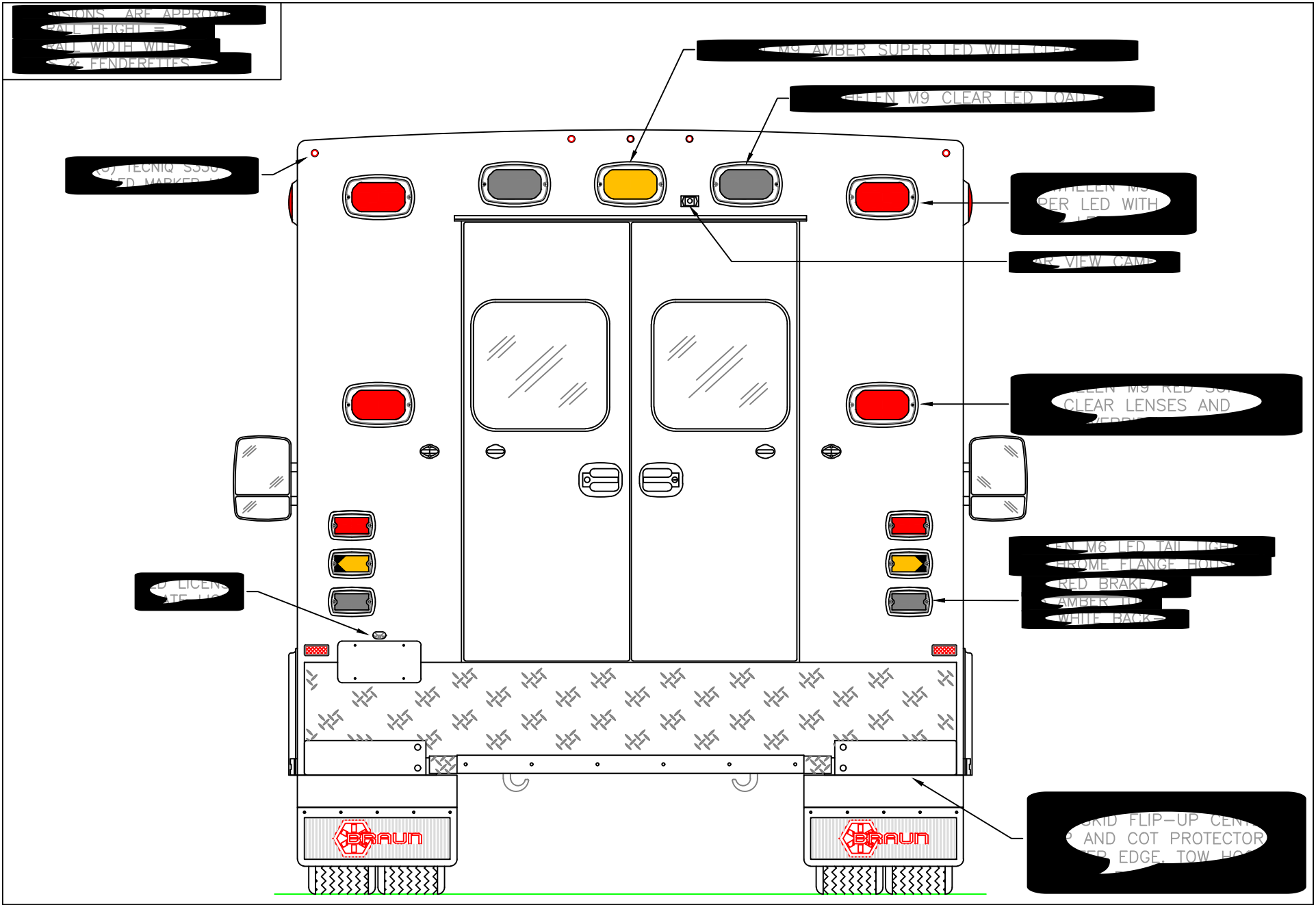
THIS IS A REPRESENTATIONAL PURPOSES ONLY. DETAILS ARE CONCEPTUAL AND ARE SUBJECT TO CHANGE DURING DESIGN. DIMENSIONS ARE APPROXIMATE UNLESS NOTED OTHERWISE TO MEET A SPECIFIC REQUIREMENT.

UNIVERSITY OF CALIFORNIA

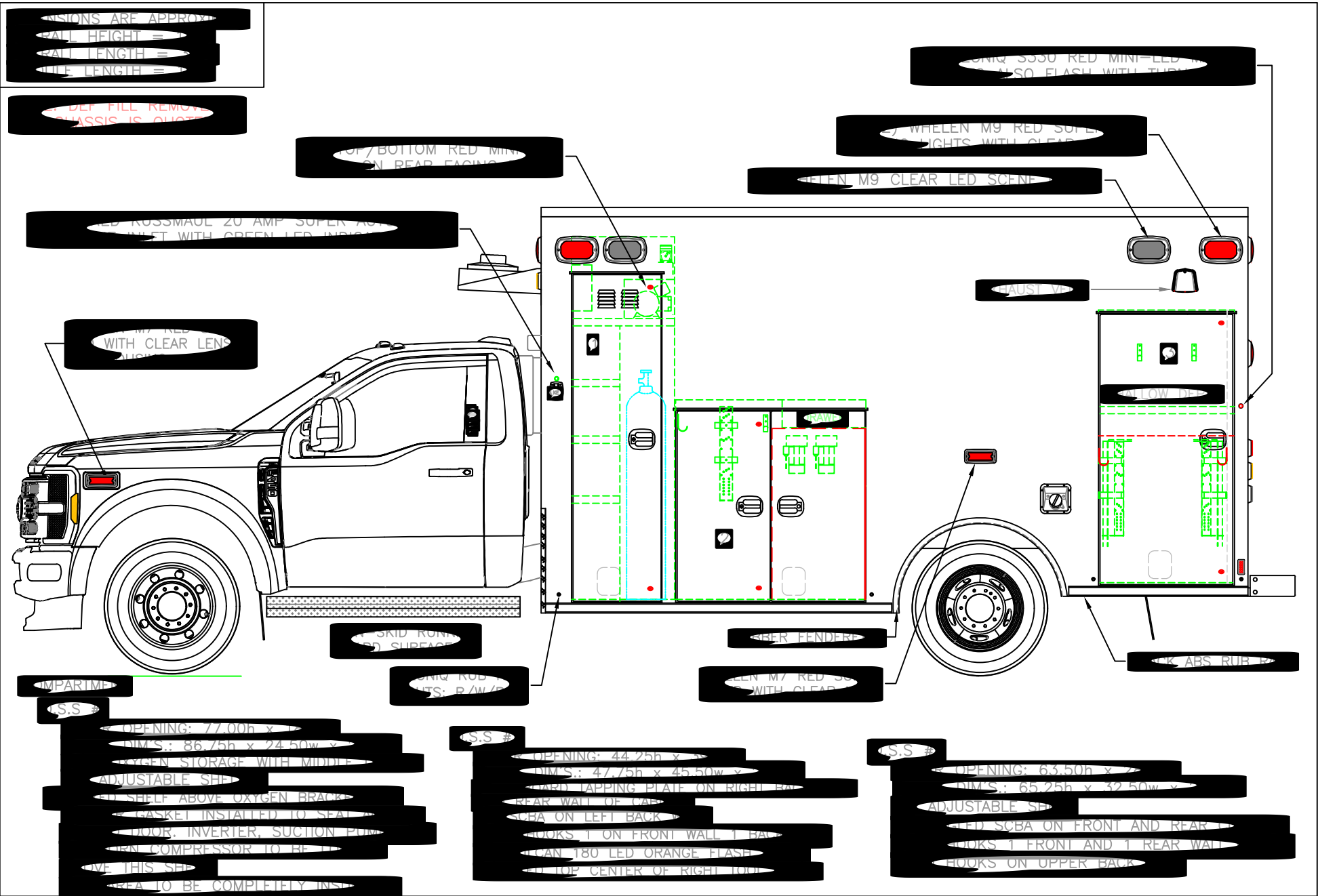


EXTERIOR LIGHTS  
XL-1/F550-4X4-GAS (CP)

28  
Q# 90

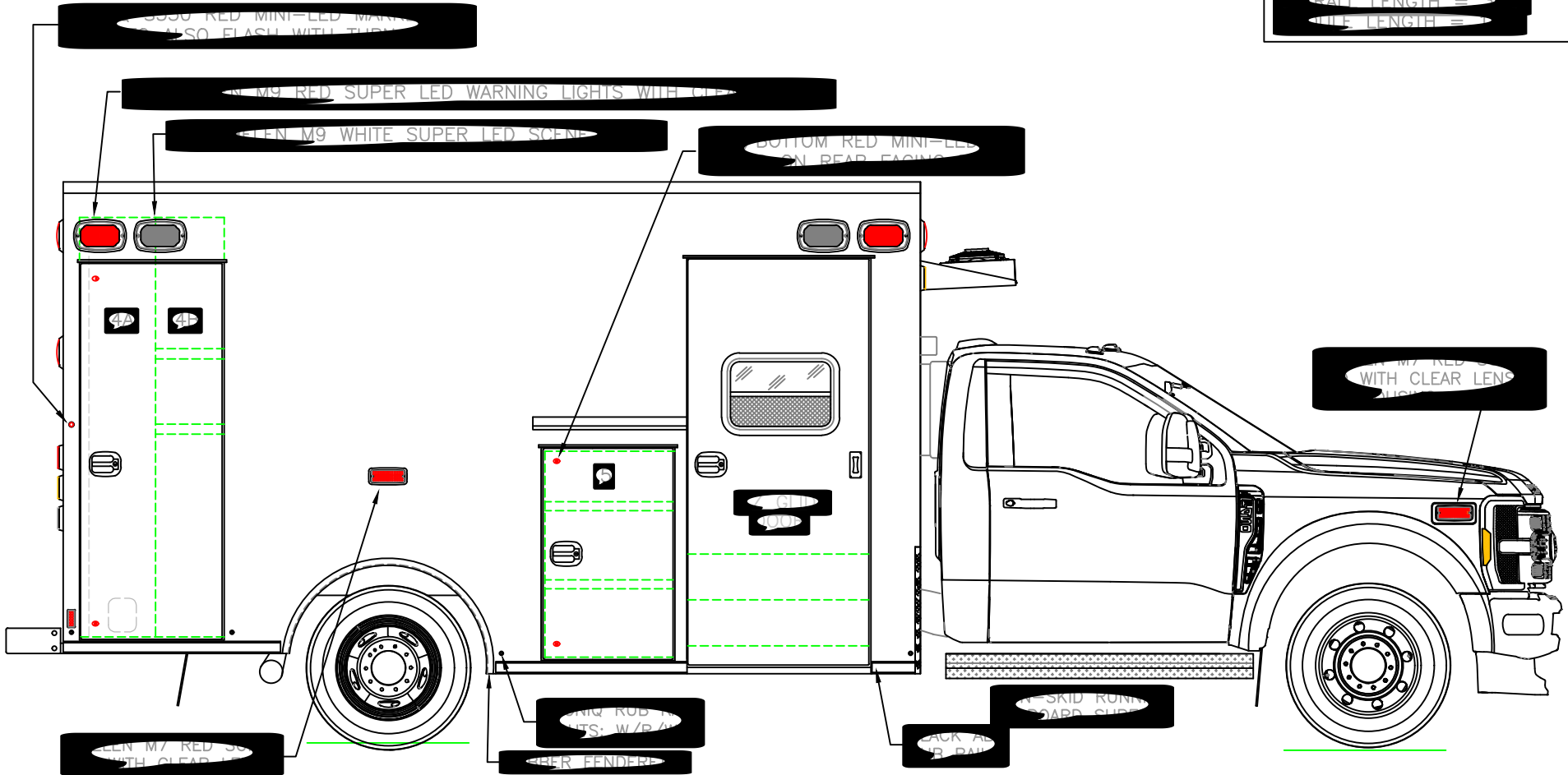


THIS DRAWING IS FOR REPRESENTATIONAL PURPOSES ONLY. DETAILS ARE CONCEPTUAL AND ARE SUBJECT TO CHANGE DURING DESIGN. DIMENSIONS ARE APPROXIMATE UNLESS NOTED OTHERWISE TO MEET A SPECIFIC FIT.



THIS DRAWING IS FOR REPRESENTATIONAL PURPOSES ONLY. DETAILS ARE CONCEPTUAL AND ARE SUBJECT TO CHANGE DURING DESIGN. DIMENSIONS ARE APPROXIMATE UNLESS NOTED OTHERWISE TO MEET A SPECIFIC REQUIREMENT.

DIMENSIONS ARE APPROXIMATE  
OVERALL HEIGHT = [REDACTED]  
OVERALL LENGTH = [REDACTED]  
WHEEL LENGTH = [REDACTED]



COMPARTMENT  
S.S. OPENING: 73.00h x 73.00w  
DIM'S: 4A: 82.75h x 15.00w x 15.00d  
BOARD/SCOOP SIDE  
DIM'S: 4B: 82.75h x 13.50w x 15.00d  
STABLE SHELVES WITH INSIDE/OUTSIDE  
S.S. OPENING: 40.50h x 73.00w  
DIM'S: 41: 25h x 26.25w x 15.00d  
INSIDE ACCESS ABOVE INTERIOR ENTRY  
ADJUSTABLE SHIELD  
TO HAVE TOP/BOTTOM STRIKES  
COMPARTMENT NOT ACCESSIBLE WHEN SLIDING ENTRY DOOR IS OPEN

THIS DRAWING IS FOR REPRESENTATIONAL PURPOSES ONLY. DETAILS ARE CONCEPTUAL AND ARE SUBJECT TO CHANGE DURING DESIGN. DIMENSIONS ARE APPROXIMATE UNLESS NOTED OTHERWISE TO MEET A SPECIFIC REQUIREMENT.

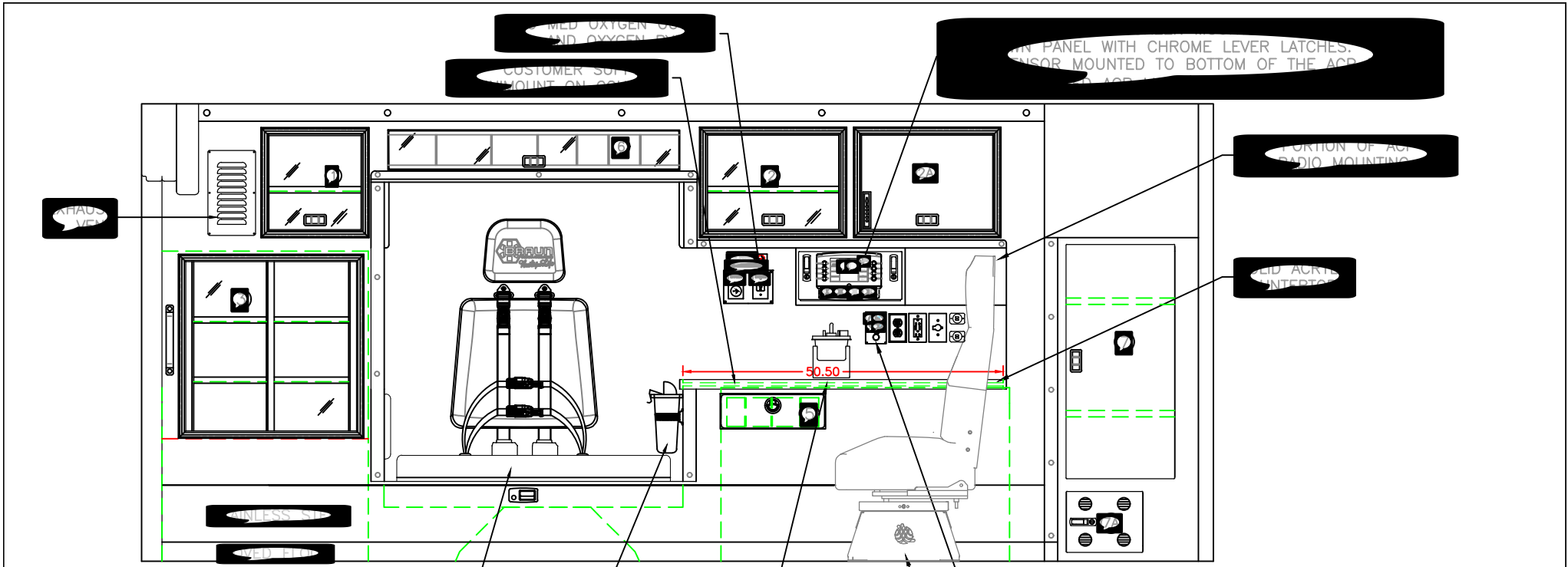
UNIVERSITY  
LIGHTS



SIDE EXTERIOR  
XL-J/F550-4X4-GAS







CONTROL/125VAC OUTLET/125V DUAL USB PORT/DUAL USB PORT

COMPARIM  
 DOOR OPENING: 15.00h x  
 DIMS: 18.00h x 10.25w  
 ADJ SH  
 HINGED POLYCARBONATE  
 LOCK SQUEEZE TAIL  
 CABINET WEIGHT RATING =

DOOR OPENING: 26.50h x  
 DIMS: 28.00h x 28.25w  
 ADJUSTABLE SH  
 HINGED POLYCARBONATE  
 CABINET WEIGHT RATING =

SHRVELL SLAT WITH INTEGRAL CHILD SAFETY  
 ADULT 4pt HARNSS, MOUNTED ON REPER

DOOR OPENING: 15.00h x  
 DIMS: 18.00h x 22.50w  
 ADJ SH  
 HINGED POLYCARBONATE  
 LOCK SQUEEZE TAIL  
 CABINET WEIGHT RATING =

REMOVED FROM DRAW  
 PULL-OUT DRAW  
 DIMS: 4.50h x 15.00w x  
 STAINLESS STEEL FLUSH FRONT  
 FULL LENGTH ADJUSTABLE DIV  
 DRAWER WEIGHT RATING =

FRONT CABINET WITH RIGHT-HINGED DOOR  
 WITH LOCKING CENTER SQUEEZE TAIL  
 ADJUSTABLE SHELVES WITHIN THE  
 DIMS: 36.75h x 17.00w x  
 CABINET WEIGHT RATING =

DOOR OPENING: 15.00h x  
 DIMS: 18.00h x 22.50w  
 HINGED ALUMINUM  
 LOCK SQUEEZE TAIL WITH SIMPLE  
 CABINET WEIGHT RATING =

DOOR OPENING: 6.25h x  
 DIMS: 6.25h x 46.00w x  
 HINGED POLYCARBONATE  
 LOCK SQUEEZE TAIL  
 ADJUSTABLE DIV  
 CABINET WEIGHT RATING =

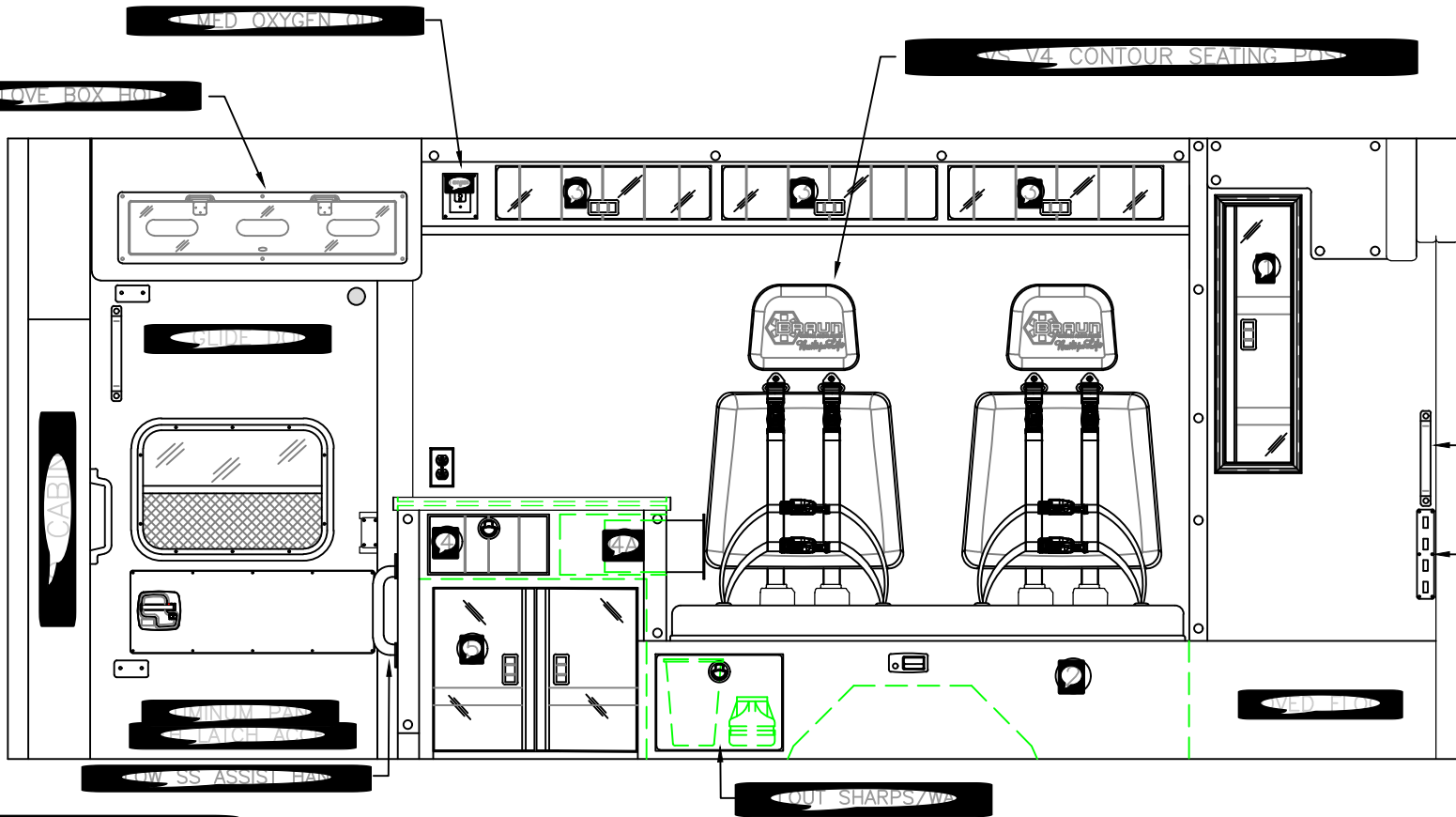
VENTED RADIO CAB  
 DIMS: 9.00h x 11.75w x  
 HINGED ALUMINUM DOOR  
 LOCKING LEVER  
 CABINET WEIGHT RATING =

THIS DRAWING IS FOR REPRESENTATIONAL PURPOSES ONLY. DETAILS ARE CONCEPTUAL AND ARE SUBJECT TO CHANGE DURING DESIGN.  
 DIMENSIONS ARE APPROXIMATE UNLESS NOTED OTHERWISE TO MEET A SPECIFIC REQUIREMENT.



OUTSIDE INTERIOR  
 SHEET XL





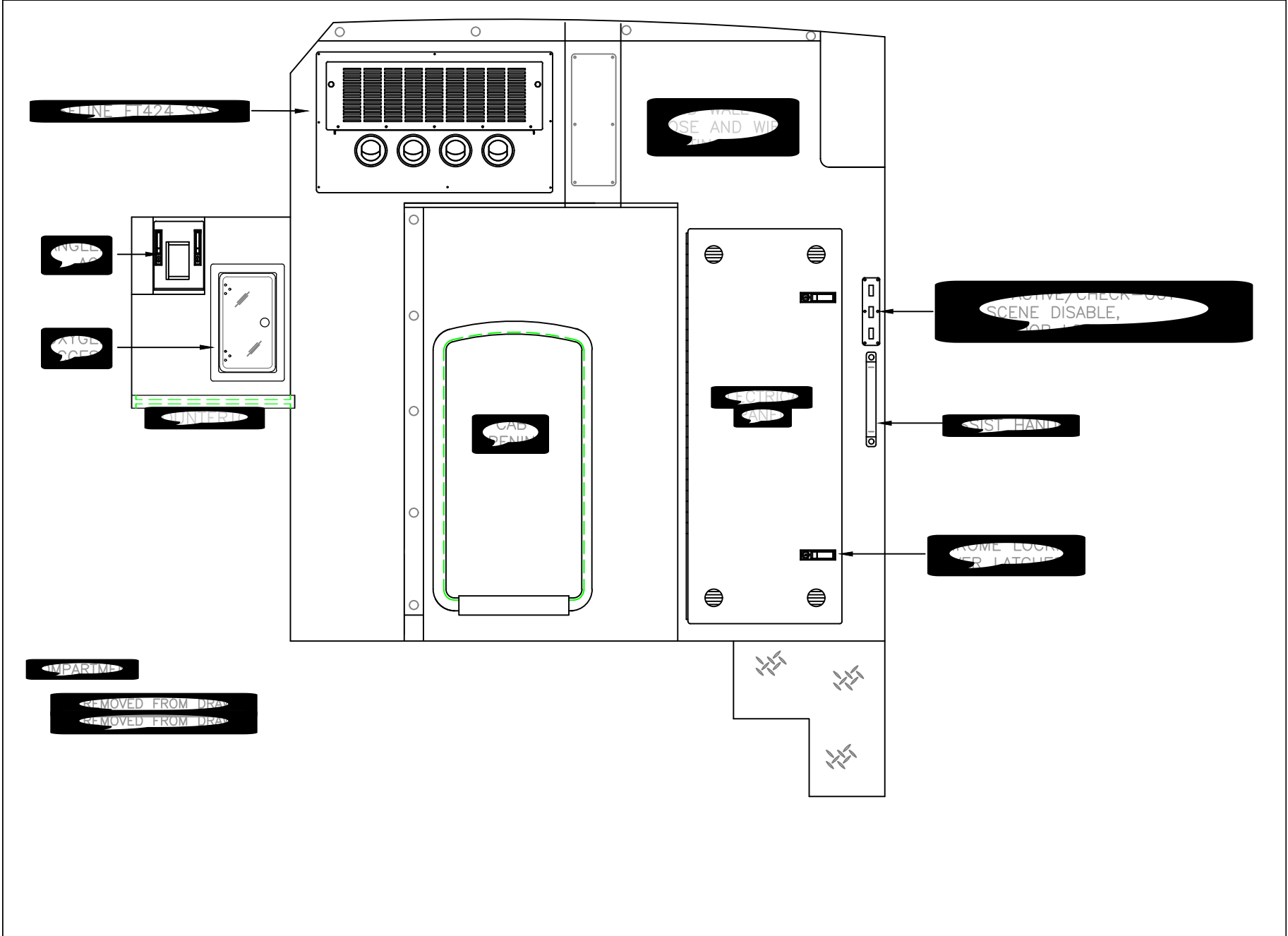
IMPAIRME  
 DOOR OPENING: 30.00h x  
 OUTSIDE ACCESS TO US  
 POLYCARBONATE DOOR WITH FULL  
 AND CENTER SQUEEZE  
 CABINET WEIGHT RATING =  
 DIM'S: 14.25h x 47.00w x  
 DOOR OPENINGS: 6.25h x  
 DIM'S: 6.25h x 25.00w x  
 POLYCARBONATE DOORS WITH HOLD  
 CENTER SQUEEZE TAB  
 DIVIDERS EACH CAB  
 CABINET WEIGHT RATING =

#4A PULL-OUT DRAWER  
 DIM'S: #4 DRAWER: 6.00h x 14.00w x  
 DIM'S: #4A DRAWER: 6.00h x 14.00w  
 STAINLESS STEEL FLUSH PULL  
 DRAWER OPENS TO  
 DRAWER OPENS TOWARDS  
 FRONT TO BACK DIVIDERS EACH  
 DRAWER WEIGHT RATING = 10 LB

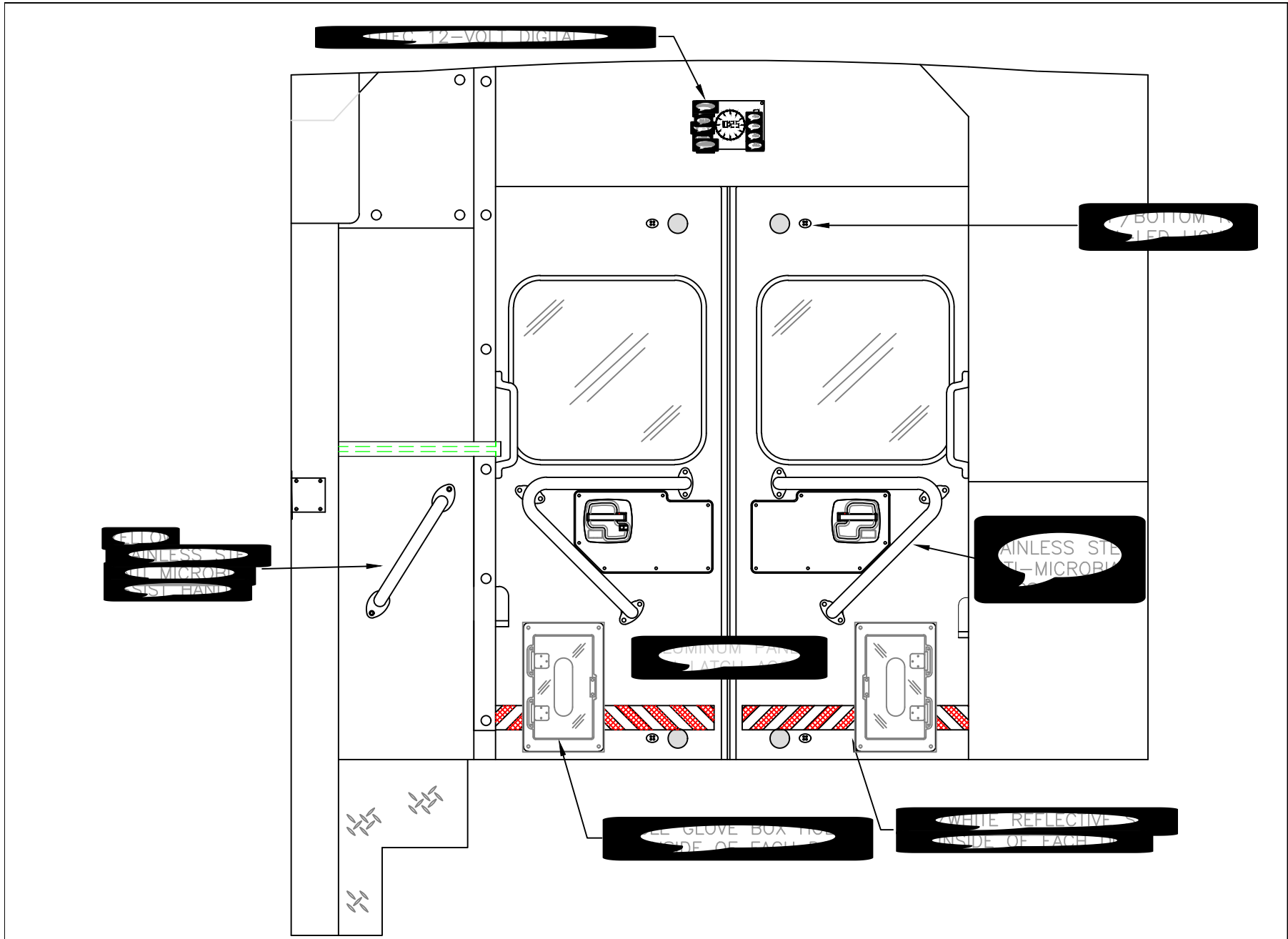
DOOR OPENING: 19.00h x  
 OUTSIDE ACCESS TO  
 POLYCARBONATE DOORS WITH FULL  
 AND CENTER SQUEEZE  
 ADJUSTABLE SHI  
 OF ACRYLIC  
 CABINET WEIGHT RATING =

THIS REPRESENTATIONAL PURPOSES ONLY. DETAILS ARE CONCEPTUAL AND ARE SUBJECT TO CHANGE DURING DESIGN. ON  
 DIMENSIONS ARE APPROXIMATE UNLESS NOTED OTHERWISE TO MEET A SPECIFIC CODE.



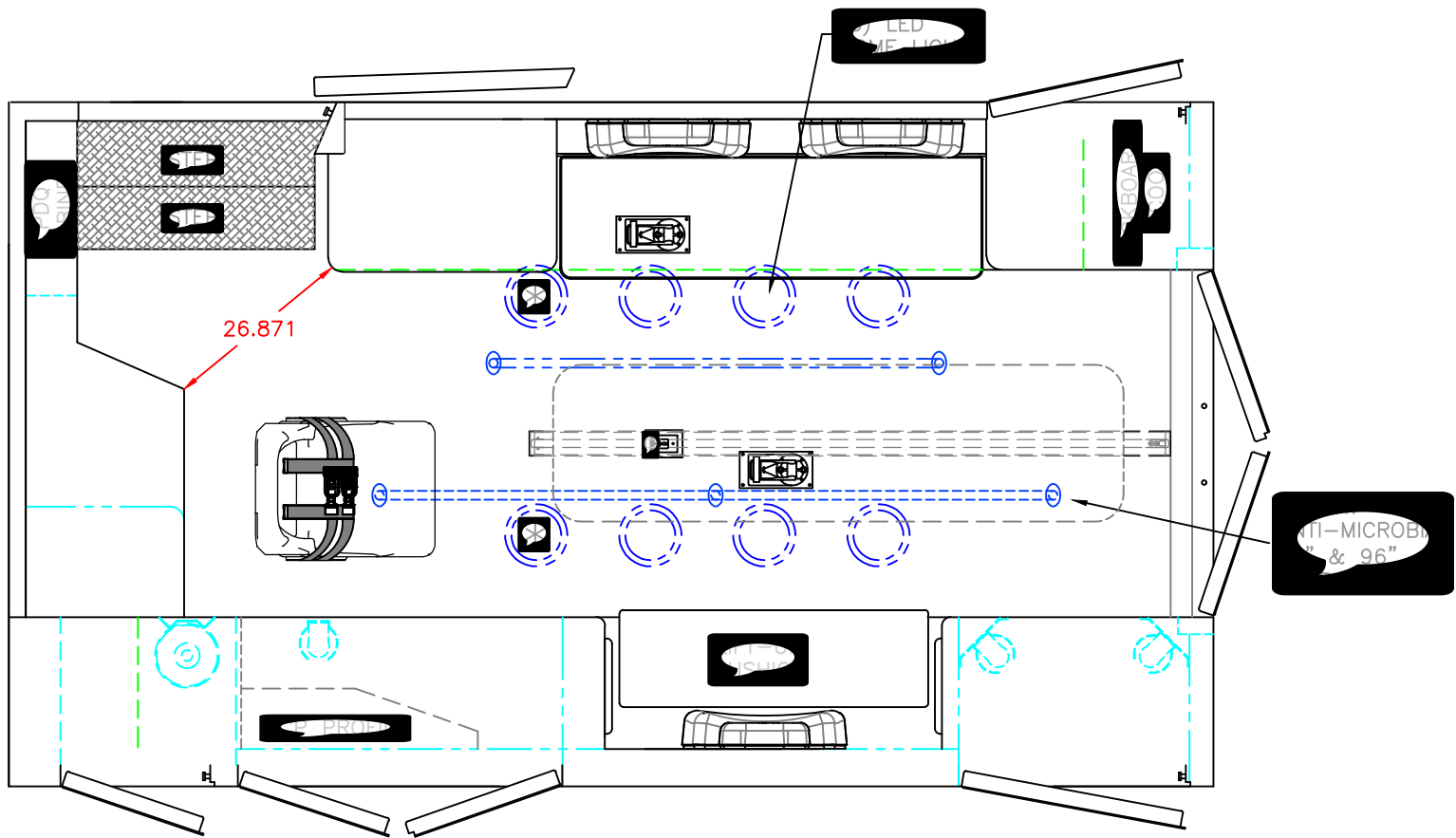


THIS DRAWING IS FOR REPRESENTATIONAL PURPOSES ONLY. DETAILS ARE CONCEPTUAL AND ARE SUBJECT TO CHANGE DURING DESIGN. DRAWING IS APPROXIMATE UNLESS NOTED OTHERWISE TO MEET A SPECIFIC REQUIREMENT.



THIS DRAWING IS FOR PRESENTATIONAL PURPOSES ONLY. DETAILS ARE CONCEPTUAL AND ARE SUBJECT TO CHANGE DURING THE DESIGN PHASE. DIMENSIONS ARE APPROXIMATE UNLESS NOTED OTHERWISE TO MEET A SPECIFIC REQUIREMENT.





- RECESSED CEILING IV HANGER (1)
- CEILING OXYGEN OUTLET (1)
- ANTENNA BASES LOCATED OUTSIDE WALLS WITH COAX SERVICE
- WIRING AND 12V PRE-WIRE FOR STRYKER POWERED EQUIPMENT AT CENTER POSITION. COT OUTLINE SHOWN FOR REFERENCE.

TABLE WIDTH =   
 TABLE LENGTH =   
 TABLE HEAD ROOM =

THIS DRAWING IS FOR REPRESENTATIONAL PURPOSES ONLY. DETAILS ARE CONCEPTUAL AND ARE SUBJECT TO CHANGE DURING DESIGN. DIMENSIONS ARE APPROXIMATE UNLESS NOTED OTHERWISE TO MEET A SPECIFIC NEED.



AIR INTERIOR  
 DIFF. XI





**Dustin Rogers**  
 Chief of Police  
 (216) 932-1160

## MEMORANDUM

### City of University Heights Division of Police

2304 Warrensville Center Road  
 University Heights, Ohio 44118



### UNIVERSITY HEIGHTS

**Michael D. Brennan**  
 Mayor/Safety Director  
 (216) 932-7800

**TO:** Safety Committee  
 City Council  
 Michael Dylan Brennan, Mayor / Safety Director  
 Dennis Kennedy, Director of Finance

**FROM:** Dustin Rogers, Chief of Police *DR*

**DATE:** November 1, 2023

**RE:** Police Vehicle Replacement

---

Asst. Fleet Manager Sgt. Chris Ferkul recently informed me of the following:

- Ford will not be opening an order bank for 2024 model police utility vehicles through state bid.
- Subsequently the state contract holder Chapman Ford has advised that for all 2025 models, the order bank will be opened likely for a short period in November of 2023 only.
- If ordering through the state contract holder Chapman Ford does not occur in November of 2023, there likely will not be any other reliable way to order/obtain police vehicles in 2024 since inventory is so low and due to various supply chain issues.

I have also followed up with other Police Department fleet managers and Chiefs in the region who have corroborated the aforementioned and are also concerned that the November 2023 order bank could be open for just a few days at the most; and if a purchase order isn't ready at that time, ordering will likely not be available/possible again for at least a year since inventory is dried up everywhere.

At this time Sgt. Ferkul is recommending the replacement of the following 4 vehicles in 2024 (further info in the attached memo):

- 7229 - 2016 Ford Explorer - Poor Condition
- 7230 - 2016 Ford Explorer - Fair Condition
- 7231 - 2015 Ford Taurus – Poor Condition
- 7280 - 2015 Ford Taurus – Fair Condition



We are still waiting on quotes from Chapman Ford for the 4 vehicles and from various other vendors for the vehicle equipment; however, the following are cost estimates of the new 2025 Ford Utilities (Explorers) and additional necessary equipment needed to support operations based on related purchases earlier in 2023 with 10%-15% increases on certain items:

- Vehicle Price:
  - \$46,393 (1) / \$185,572 (4)
  
- Additional Required Vehicle Equipment/Installation/Outfitting Price:
  - \$20,340 (1) / \$81,360 (4)
  
- Total Price:
  - \$66,733 (1) / \$266,932 (4)

Trade-in Value:

- Each vehicle replaced and traded-in during the new vehicle purchase usually has value in the \$3k-\$4k range; which could reduce the new vehicle prices by up to \$16K.

The purchase of 4 new vehicles in 2024 would allow for the agency to continue to provide essential services and responses to the public consistent with historical practice.

Subsequently, at this time, I am respectfully requesting authorization to approve the expenses relating to the procurement of 4 new police vehicles through Chapman Ford, and authorization to approve the expenses relating to the procurement of the essential/industry standard vehicle equipment from various vendors, in a total amount of \$266,932.

I am also requesting authorization to trade-in the 4 fleet vehicles to Chapman Ford for a credit in the amount of approximately \$16,000.

Enclosed: 10-30-23 Asst. Fleet Manager Sgt. Ferkul Memo  
UHPD Fleet Status 11-01-23



**Dustin Rogers**  
 Chief of Police  
 (216) 932-1160

## MEMORANDUM

### City of University Heights Division of Police

2304 Warrensville Center Road  
 University Heights, Ohio 44118



### **UNIVERSITY HEIGHTS**

**Michael D. Brennan**  
 Mayor/Safety Director  
 (216) 932-7800

**TO : Chief Rogers**

**FROM: Sergeant Ferkul**

**DATE : 10/30/23**

**RE : 2024 vehicles**

In this memo you will find the current status of the police fleet, and recommendations for replacement. At this time, it would be prudent to replace the following vehicles:

- 7229 - 2016 Ford Explorer with 51919 miles, 14832 idle hours, 541375 engine miles.
- 7230 - 2016 Ford Explorer with 54164 miles, 19894 idle hours, 710666 engine miles.
- 7231 - 2015 Ford Taurus with 41149 miles, 15703 idles hours, 579348 engine miles.
- 7280 - 2015 Ford Taurus with 95865 miles, 1150 idles hours, 133815 engine miles.

'Engine miles" computed via industry standard formula of 1 hour = 33 miles

The Ford Explorers are nearing the end of their useful life span and repairs will become both more frequent as well as more expensive (neither vehicle remains under any warranty.) The Ford Tauruses are past their expected service life with the marked unit needing frequent service done. Additionally, the Ford Taurus has been out of production for over five years and the associated parts used to repair them will only continue to increase in price.

In the past, we have utilized the former State Contract holder, Statewide Ford (contract pricing is honored) for purchases of both pre-built vehicles as well as vehicles designed in-house (not the vehicle itself, but the emergency equipment added on.) Unfortunately, I was notified that Ford will not be opening an order bank for 2024 models, rather they will continue to produce vehicles from the 2023 order bank through the end of the year. The state contract holder (ref/ R\$1015078) has advised that they will be opening the order bank for model year 2025 Ford Explorers this November (11/23) and it is unknown how long the bank will be opened for (most recent order bank was open for only 2 weeks whereas in the past they had been open for 6-8 weeks.)

This modified method will leave us unable to purchase pre-built vehicles from Statewide Ford, or even order the vehicles where we pick the options as we have historically done. Resultantly, the only reliable way to obtain a Ford Explorer Police Interceptor for approximately the next year and a half or so, will be to purchase during this 11/23 order bank window.

Given the short time constraints, I am unable to obtain written quotes at this time. Below, I have compiled an estimated cost taking the most recent purchases and adding 10-15% to those prices. Also, I did not include the price for a mobile camera system as Lt. Lombardo has indicated that there are plans set to purchase new cameras on a different purchase order. Finally, an MDT was not included as we will be moving the MDT's over from the old vehicles (new MDT's were recently put into service and they are well within their useful life span.)

ITEM	COST	
	(1)	COST (4)
Ford PIU	\$46,393	\$185,572
Required add-ons	\$3,050	\$12,200
Delivery	\$300	\$1,200
Decals	\$800	\$3,200
Build Out	\$3,200	\$12,800
HINT Mount (MDT)	\$750	\$3,000
Console + expansion	\$650	\$2,600
Misc. Car parts	\$600	\$2,400
(Faceplates for console armrests, USB ports, mics)		
Rear Storage Cargo	\$820	\$3,280
Kussmaul Products	\$2,245	\$8,980
(Power Distribution and charging)		
Printer	\$275	\$1,100
Setina (gun rack)	\$600	\$2,400
Setina (push bumper)	\$1,250	\$5,000
Setina (Security steel)	\$1,150	\$4,600
Setina (Cage)	\$750	\$3,000
Core Siren System	\$1,000	\$4,000
Siren speaker/hardware	\$800	\$3,200
Light bar + hardware	\$2,100	\$8,400
	\$66,733	\$266,932

As with any estimates, some items may be slightly more expensive, and realistically many will be slightly cheaper. Furthermore, the total cost would be reduced by trade-in value from vehicles that are replaced and traded in. For comparison Ford Explorers



garnered us roughly 4k in value and Taurus' roughly 3k in value. It should be noted that while 7280 does have high mileage, it has very low engine idle hours and a comparatively low engine mile.

Please reach out if any more information is needed or if you have any questions.

Respectfully submitted,

Sgt. C. Ferkul #072  
Assistant Fleet Manager

# University Heights Police Fleet Status / Requests / Recommendations

Updated 11-01-23

<u>PLATE</u>	<u>YEAR</u>	<u>MAKE</u>	<u>MODEL</u>	<u>MILEAGE</u>	<u>Idle Hours</u>	<u>Engine Miles</u>	<u>CONDITION</u>
7228	2022	FORD	EXPLORER	5,567	2,300	81,467	NEW
7229	2016	FORD	EXPLORER	51,919	14,832	541,375	POOR
7230	2016	FORD	EXPLORER	54,164	19,894	710,666	FAIR
7231	2015	FORD	TAURUS	61,149	15,703	579,348	POOR
7232	2018	FORD	EXPLORER	56,639	18,463	665,918	GOOD
7233	2021	FORD	EXPLORER	4,779	2,340	81,999	NEW
7234	2021	FORD	EXPLORER	5,503	1,677	60,844	NEW
* 7235	2014	FORD	TAURUS	75,540	(can't retrieve)	WON'T BE REPLACED	POOR
7236	2022	FORD	EXPLORER	7,425	2,135	77,880	NEW
7237	2017	CHEVY	TAHOE	45,698	20,874	734,540	FAIR
7238	2023	FORD	EXPLORER	8	3	107	NEW
7239	2018	FORD	EXPLORER	49,113	1,499	98,580	GOOD
7255/EBV6253	2023	FORD	EXPLORER	521	69	2,798	NEW
7256/HTR9560	2018	FORD	EXPLORER	15,636	732	39,792	GOOD
7257/GBY4288	2014	FORD	EXPLORER	39,242	974	71,384	GOOD
* 7258/FDK2122	2007	JEEP	COMMANDER	2023 TRADED-IN	NOT REPLACED		
7280/GCA9994	2015	FORD	TAURUS	95,865	1,150	133,815	FAIR
7298/OZ1354	2007	FORD	F-350 (BOOM TRUCK)	2023 TO SERVICE DPT			

- Engine miles computed via industry standard formula of 1 hour = 33 miles
- New – vehicle is/looks new, and is in excellent physical and mechanical condition
- Good – vehicle is free of any major defect with minor physical blemishes, and major mechanical problems likely to occur
- Fair – vehicle experiences some mechanical or cosmetic defects, requires more frequent servicing but is still in reasonable running condition
- Poor – vehicle experiences severe mechanical and/or cosmetic defects, is prone to poor running condition, with problems that may not be readily fixed
- Fleet Replacement Plan historically requires 1 to 2 vehicles purchased/replaced every year
- New police vehicles can take 8-10 months to procure, outfit with various equipment, and rollout in the field
- As of 2023, Each police vehicle costs approx. \$45k, with up to an additional approx. \$26k in equipment/install, totaling \$70k per vehicle fully outfitted
- Marked/Uniform vehicles (7228-7239) max service life is historically 6 years
- Unmarked vehicles (7255-7258/7280) max life is historically 8 years
- Sign Shop Truck (7298) max service life is variable
- 2017 – 0 vehicles purchased/replaced/prior administration

# University Heights Police Fleet Status / Requests / Recommendations

Updated 11-01-23

- 2018 – 3 vehicles requested for replacement, 3 approved, 7232/7239/7256 replaced
- 2019 – 2 vehicles requested for replacement, 0 approved, 0 replaced
- 2020 – 4 vehicles requested for replacement, 0 approved, 0 replaced
- \*2020 – 02-19-20 Fleet reduction memo promulgated indicating 7235 and 7258 would not be replaced through attrition
- 2020 – Modified request for replacement of 1 vehicle, 0 approved, 0 replaced
- 2021 – 4 vehicles requested for replacement, 2 approved for replacement, 7233/7234 replaced
- 2022 – 4 vehicles requested for replacement, 2 approved, 7236/7228 replaced
- 2023 – 3 vehicles requested for replacement, 2 approved, 7238/7255 replaced
- 2023 – 7298 turned over to the Service Department for management/use
- 2023 – 2024 ordering of all Ford police explorers (which will only be for 2025 models) to occur in short window during November of 2023 only and at no other time in 2024.
- 2023 – November request to council to appropriate additional funds for the replacement of 4 police vehicles 7229/7230/7231/7280 (for 2024) so they can be ordered immediately.



Chief Dustin Rogers  
11-01-23





# UNIVERSITY HEIGHTS

Date: October 31, 2023

To: Mayor Michael Dylan Brennan  
City Council

From: Allen E. Pennington, P.E., Service Director

RE: Award of the 2023-1 Fall Tree Planting Contract

---

Bids for the 2023 City of University Heights Fall Tree Planting Program were opened on Friday, October 20, 2023. Attached please find the bid tabulation of results.

There were three bids received as follows:

**Z Scape LLC of North Royalton, Ohio - \$52,596.30**

**The Greenleaf Group of Valley City, Ohio - \$45,375.72**

**Johnson's Landscaping, Inc. of Mentor, Ohio - \$43,931.40**

Johnson's Landscaping, Inc. has professionally performed previous tree planting projects for the City of University Heights. I therefore recommend award of the 2023-1 Fall Tree Planting Contract to Johnson's Landscaping, Inc. of Mentor, Ohio in the amount of \$43,931.40 as the lowest and best bid.

Funds for this project are available in the Shade Tree Maintenance Fund 202-1450-54420. The planting of 118 trees is expected to be completed by March 2024.

Should you have any questions or require additional information please contact this office.

Cc: Dennis Kennedy, Finance Director

University Heights  
2023 Fall Planting List

10/2/2023

Item	Address	Street	On Street	Site	Species	Notes
1	2312	Allison Rd	Allison Rd	1	Maple, Miyabe State Street	replacement
2	2323	Allison Rd	Allison Rd	1	Serviceberry, Allegheny Lustre	replacement
3	2340	Allison Rd	Allison Rd	1	Oak, Swamp white	request
4	2379	Ashurst Rd	Ashurst Rd	1	London Planetree, Exclamation	replacement
5	2260	Barrington Rd	Barrington Rd	1	Honeylocust, Streetkeeper	replacement
6	2187	Brockway Rd	Brockway Rd	1	Maple, Hedge	replacement
7	2207	Brockway Rd	Brockway Rd	1	Maple, Hedge	replacement
8	2231	Brockway Rd	Brockway Rd	1	Maple, Red Brandywine	request (agreed to species)
9	3777	Bushnell Rd	Bushnell Rd	1	Amur Maackia, Summertime	replacement
10	3789	Bushnell Rd	Bushnell Rd	1	Amur Maackia, Summertime	replacement
11	3824	Bushnell Rd	Bushnell Rd	1	Amur Maackia, Summertime	replacement
12	3826	Bushnell Rd	Bushnell Rd	1	Amur Maackia, Summertime	replacement
13	2236	Fenwick Rd	Bushnell Rd	1	Maple, Red Brandywine	
14	3641	Northcliffe Rd	Canterbury Rd	1	Japanese Tree Lilac, Ivory Silk	replacement
15	3541	Cedarbrook Rd	Cedarbrook Rd	1	Maple, Red Brandywine	replacement
16	3582	Cedarbrook Rd	Cedarbrook Rd	1	Maple, Red Brandywine	replacement
17	3598	Cedarbrook Rd	Cedarbrook Rd	1	Maple, Red Brandywine	replacement
18	3609	Cedarbrook Rd	Cedarbrook Rd	1	Maple, Red Brandywine	request (good with choice)
19	3634	Cedarbrook Rd	Cedarbrook Rd	1	Maple, Red Brandywine	replacement
20	2191	Jackson Blvd	Cedarbrook Rd	1	Maple, Red Brandywine	replacement
21	2391	Channing Rd	Channing Rd	1	Japanese Tree Lilac, Ivory Silk	replacement
22	2404	Channing Rd	Channing Rd	1	Japanese Tree Lilac, Ivory Silk	replacement
23	2423	Channing Rd	Channing Rd	1	Japanese Tree Lilac, Ivory Silk	replacement
24	2352	Charney Rd	Charney Rd	1	Cherry, Accolade	replacement
25	2370	Charney Rd	Charney Rd	1	Cherry, Accolade	needs Redbud moved
26	2370	Charney Rd	Charney Rd	2	Cherry, Accolade	needs Redbud moved
27	2375	Charney Rd	Charney Rd	1	Cherry, Accolade	request (agreed to species)
28	2444	Charney Rd	Charney Rd	1	Crabapple, Rejoice	requests MA2 or PLAC
29	2444	Charney Rd	Charney Rd	2	Crabapple, Rejoice	requests MA2 or PLAC
30	2468	Charney Rd	Charney Rd	1	Maple, Bigtooth Highland Park	requests 2 trees
31	2468	Charney Rd	Charney Rd	2	Maple, Bigtooth Highland Park	requests 2 trees
32	2472	Charney Rd	Charney Rd	1	Maple, Bigtooth Highland Park	request (wants choice)
33	2604	Charney Rd	Charney Rd	1	Maple, Bigtooth Highland Park	request (remove 3" dead tree)
34	3793	Claridge Oval	Claridge Oval	1	Goldenraintree	requests 2 trees
35	3793	Claridge Oval	Claridge Oval	2	Goldenraintree	requests 2 trees
36	2507	Claver Rd	Claver Rd	1	Crabapple, Rejoice	request (just wanted a tree)
37	2208	Cranston Rd	Cranston Rd	1	Maple, Miyabe State Street	replacement
38	2216	Cranston Rd	Cranston Rd	1	Maple, Miyabe State Street	replacement
39	3681	Silsby Rd	Cranston Rd	1	Maple, Miyabe State Street	replacement
40	3681	Silsby Rd	Cranston Rd	2	Maple, Miyabe State Street	replacement
41	3581	E Scarborough Rd	E Scarborough Rd	1	Maple, Celebration Freeman	replacement
42	3581	E Scarborough Rd	E Scarborough Rd	2	Maple, Celebration Freeman	replacement
43	3585	Farland Rd	Farland Rd	1	Japanese Tree Lilac, Ivory Silk	requests SYRE
44	3598	Farland Rd	Farland Rd	1	Japanese Tree Lilac, Ivory Silk	replacement
45	2243	Jackson Blvd	Farland Rd	1	Ginkgo	replacement
46	3801	Faversham Rd	Faversham Rd	1	Honeylocust, Imperial	request
47	3805	Faversham Rd	Faversham Rd	1	Honeylocust, Imperial	request
48	2231	Fenwick Rd	Fenwick Rd	2	Maple, Bigtooth Highland Park	replacement
49	2479	Fenwick Rd	Fenwick Rd	1	Kentucky Coffeetree, Espresso	request (agreed to species)
50	4174	Hadleigh Rd	Hadleigh Rd	1	Oak, Swamp white	request
51		TBD	TBD	1	Oak, Swamp white	extra
52	2213	Jackson Blvd	Jackson Blvd	1	Oak, Swamp white	replacement
53	2215	Jackson Blvd	Jackson Blvd	1	Oak, Swamp white	replacement
54	2235	Jackson Blvd	Jackson Blvd	1	Oak, Swamp white	replacement
55	2244	Jackson Blvd	Jackson Blvd	1	Oak, Swamp white	replacement
56	2567	Lafayette Dr	Lafayette Dr	1	Japanese Tree Lilac, Ivory Silk	replacement
57	2515	Laurelhurst Rd	Laurelhurst Rd	1	Maple, Hedge	replacement

University Heights  
2023 Fall Planting List

10/2/2023

Item	Address	Street	On Street	Site	Species	Notes
58	3594	Meadowbrook Blvd	Meadowbrook Blvd	1	London Planetree, Exclamation	replacement
59	3602	Meadowbrook Blvd	Meadowbrook Blvd	1	London Planetree, Exclamation	replacement
60	3618	Meadowbrook Blvd	Meadowbrook Blvd	1	London Planetree, Exclamation	replacement
61	4110	Meadowbrook Blvd	Meadowbrook Blvd	1	Maple, Red Redpoint	replacement
62	2505	Milford Rd	Milford Rd	1	Amur Maackia, Summertime	replacement
63	2505	Milford Rd	Milford Rd	2	Amur Maackia, Summertime	replacement
64	2556	Milton Rd	Milton Rd	1	Maple, Tatarian Hot Wings	replacement
65	4125	Bushnell Rd	Miramar Blvd	1	Amur Maackia, Summertime	request (agreed to species)
66	2360	Miramar Blvd	Miramar Blvd	1	Oak, Swamp white	request (wants choice, left message)
67	2312	Allison Rd	Nordway Rd	2	Maple, Miyabe State Street	replacement
68	3778	Northwood Rd	Northwood Rd	1	Maple, Bigtooth Highland Park	replacement
69	3781	Northwood Rd	Northwood Rd	1	Maple, Bigtooth Highland Park	replacement
70	3785	Northwood Rd	Northwood Rd	1	Maple, Bigtooth Highland Park	replacement
71	3826	Northwood Rd	Northwood Rd	1	Maple, Bigtooth Highland Park	replacement
72	3845	Northwood Rd	Northwood Rd	1	Maple, Bigtooth Highland Park	replacement
73	3846	Northwood Rd	Northwood Rd	1	Maple, Bigtooth Highland Park	replacement
74	3505	Raymont Blvd	Raymont Blvd	1	Maple, Red Brandywine	replacement
75	3545	Raymont Blvd	Raymont Blvd	1	Maple, Red Brandywine	replacement
76	3606	Raymont Blvd	Raymont Blvd	1	Maple, Red Brandywine	replacement
77	2464	S Belvoir Blvd	S Belvoir Blvd	1	Japanese Tree Lilac, Ivory Silk	replacement
78	2288	Saybrook Rd	Saybrook Rd	1	Maple, Bigtooth Highland Park	
79	2312	Scholl Rd	Scholl Rd	1	Honeylocust, Imperial	request
80	3642	Silsby Rd	Silsby Rd	1	Maple, Bigtooth Highland Park	replacement
81	3681	Silsby Rd	Silsby Rd	1	London Planetree, Exclamation	replacement
82	3797	Silsby Rd	Silsby Rd	1	Crabapple, Adirondak	replacement
83	3814	Silsby Rd	Silsby Rd	1	London Planetree, Exclamation	request
84	3841	Silsby Rd	Silsby Rd	1	Crabapple, Adirondak	replacement
85	3886	Silsby Rd	Silsby Rd	1	London Planetree, Exclamation	replacement
86	3914	Silsby Rd	Silsby Rd	1	London Planetree, Exclamation	replacement
87	3918	Silsby Rd	Silsby Rd	1	London Planetree, Exclamation	replacement
88	4237	Silsby Rd	Silsby Rd	1	Honeylocust, Streetkeeper	request
89	3505	Tullamore Rd	Tullamore Rd	1	Maple, Celebration Freeman	replacement
90	3510	Tullamore Rd	Tullamore Rd	1	Maple, Celebration Freeman	replacement
91	3565	Tullamore Rd	Tullamore Rd	1	Maple, Celebration Freeman	replacement
92	3570	Tullamore Rd	Tullamore Rd	1	Maple, Celebration Freeman	replacement
93	3577	Tullamore Rd	Tullamore Rd	1	Maple, Celebration Freeman	request (agreed to species)
94	3597	Tullamore Rd	Tullamore Rd	1	Maple, Celebration Freeman	replacement
95	3618	Tullamore Rd	Tullamore Rd	1	Ginkgo, Autumn Gold	request (specied requested)
96	2616	University Blvd	University Blvd	1	Kentucky Coffeetree, Espresso	replacement
97		Walter Stinson Park	Walter Stinson Park	1	Oak, Swamp white	
98		Walter Stinson Park	Walter Stinson Park	2	Ginkgo, Autumn Gold	
99		Walter Stinson Park	Walter Stinson Park	3	Kentucky Coffeetree, Espresso	
100		Walter Stinson Park	Walter Stinson Park	4	Kentucky Coffeetree, Espresso	
101	3580	Washington Blvd	Washington Blvd	1	London Planetree, Exclamation	replacement
102	3635	Washington Blvd	Washington Blvd	1	London Planetree, Exclamation	replacement
103	3653	Washington Blvd	Washington Blvd	2	London Planetree, Exclamation	replacement
104	3724	Washington Blvd	Washington Blvd	1	London Planetree, Exclamation	replacement
105	3724	Washington Blvd	Washington Blvd	3	London Planetree, Exclamation	replacement
106	3785	Washington Blvd	Washington Blvd	1	Oak, Red	replacement

**PRICE SHEET  
CITY-WIDE TREE PLANTING  
FOR THE  
CITY of UNIVERSITY HEIGHTS, OHIO**

*Unit Price per Tree Planted*

<u>Species</u>	<u>Quantity</u>	<u>2-inch B&amp;B</u>	<u>Total Cost</u>
Amur Maackia, Summertime <i>Maackia amurensis</i> 'Summertime'	7	\$ <u>365<sup>00</sup></u>	\$ <u>2555<sup>00</sup></u>
Cherry, Accolade <i>Prunus</i> 'Accolade'	4	\$ <u>365<sup>00</sup></u>	\$ <u>1460<sup>00</sup></u>
Crabapple, Adirondack <i>Malus</i> 'Adirondack'	2	\$ <u>365<sup>00</sup></u>	\$ <u>730<sup>00</sup></u>
Crabapple, Rejoice <i>Malus</i> 'Rejzam'	3	\$ <u>365<sup>00</sup></u>	\$ <u>1095<sup>00</sup></u>
Ginkgo, Autumn Gold <i>Ginkgo</i> 'Autumn Gold'	3	\$ <u>365<sup>00</sup></u>	\$ <u>1095<sup>00</sup></u>
Golden rain tree <i>Koelreuteria paniculata</i>	3	\$ <u>365<sup>00</sup></u>	\$ <u>1095<sup>00</sup></u>
Honeylocust, Imperial <i>Gleditsia triacanthos</i> 'Imperial'	3	\$ <u>365<sup>00</sup></u>	\$ <u>1095<sup>00</sup></u>
Honeylocust, Streetkeeper <i>Gleditsia triacanthos</i> 'Draves' P.P. 21698	2	\$ <u>365<sup>00</sup></u>	\$ <u>730<sup>00</sup></u>
Japanese Tree Lilac, Ivory Silk <i>Syringa reticulata</i> 'Ivory Silk'	10	\$ <u>365<sup>00</sup></u>	\$ <u>3650<sup>00</sup></u>
Kentucky Coffeetree, Espresso <i>Gymnocladus dioicus</i> 'Espresso JFS'	8	\$ <u>365<sup>00</sup></u>	\$ <u>2920<sup>00</sup></u>
London Planetree, Exclamation <i>Platanus x acerifolia</i> 'Exclamation'	14	\$ <u>365<sup>00</sup></u>	\$ <u>5110<sup>00</sup></u>
Maple, Bigtooth Highland Park <i>Acer grandidentatum x saccharum</i> 'Hipzam'	13	\$ <u>365<sup>00</sup></u>	\$ <u>4745<sup>00</sup></u>
Maple, Celebration Freeman <i>Acer x freemanii</i> 'Celzam'	8	\$ <u>365<sup>00</sup></u>	\$ <u>2920<sup>00</sup></u>
Maple, Hedge <i>Acer campestre</i>	3	\$ <u>365<sup>00</sup></u>	\$ <u>1095<sup>00</sup></u>
Maple, Miyabe State Street <i>Acer miyabei</i> 'Morton'	6	\$ <u>365<sup>00</sup></u>	\$ <u>2190<sup>00</sup></u>

Maple, Red Brandywine <i>Acer rubrum</i> 'Brandywine'	14	\$ <u>365<sup>00</sup></u>	\$ <u>5110<sup>00</sup></u>
Maple, Red Redpoint <i>Acer rubrum</i> 'Frank JR' P.P.16769	1	\$ <u>365<sup>00</sup></u>	\$ <u>365<sup>00</sup></u>
Maple, Tatarian Hot Wings <i>Acer tataricum</i> 'Garann'	1	\$ <u>365<sup>00</sup></u>	\$ <u>365<sup>00</sup></u>
Oak, Red <i>Quercus rubra</i>	3	\$ <u>365<sup>00</sup></u>	\$ <u>1095<sup>00</sup></u>
Oak, Swamp white <i>Quercus bicolor</i>	9	\$ <u>365<sup>00</sup></u>	\$ <u>3285<sup>00</sup></u>
Serviceberry, Allegheny Lustre <i>Amelanchier laevis</i> 'Rogers'	1	\$ <u>365<sup>00</sup></u>	\$ <u>365<sup>00</sup></u>

Total Cost for all 118 Trees \$ 43,070<sup>00</sup>

Contingencies (2% of previous line) \$ 861.40

**TOTAL CONTRACT COSTS** \$ 43,931.40

**COMPANY INFORMATION**

Johnson's Landscaping, Inc  
Name of firm

Nate Johnson  
Authorized representative

PO Box 1839  
Address

Mentor Oh 44061  
City, state, zip

440209-8587  
Telephone number

  
Authorized signature

10/19/23  
Date

**PRICE SHEET  
CITY-WIDE TREE PLANTING  
FOR THE  
CITY of UNIVERSITY HEIGHTS, OHIO**

*Unit Price per Tree Planted*

<u>Species</u>	<u>Quantity</u>	<u>2-inch B&amp;B</u>	<u>Total Cost</u>
Amur Maackia, Summertime <i>Maackia amurensis</i> 'Summertime'	7	\$ <u>377.</u>	\$ <u>2639.</u>
Cherry, Accolade <i>Prunus</i> 'Accolade'	4	\$ <u>377.</u>	\$ <u>1508.</u>
Crabapple, Adirondack <i>Malus</i> 'Adirondack'	2	\$ <u>377.</u>	\$ <u>754.</u>
Crabapple, Rejoice <i>Malus</i> 'Rejzam'	3	\$ <u>377.</u>	\$ <u>1131.</u>
Ginkgo, Autumn Gold <i>Ginkgo</i> 'Autumn Gold'	3	\$ <u>377.</u>	\$ <u>1131.</u>
Golden rain tree <i>Koelreuteria paniculata</i>	3	\$ <u>377.</u>	\$ <u>1131.</u>
Honeylocust, Imperial <i>Gleditsia triacanthos</i> 'Imperial'	3	\$ <u>377.</u>	\$ <u>1131.</u>
Honeylocust, Streetkeeper <i>Gleditsia triacanthos</i> 'Draves' P.P. 21698	2	\$ <u>377.</u>	\$ <u>754.</u>
Japanese Tree Lilac, Ivory Silk <i>Syringa reticulata</i> 'Ivory Silk'	10	\$ <u>377.</u>	\$ <u>3770.</u>
Kentucky Coffeetree, Espresso <i>Gymnocladus dioicus</i> 'Espresso JFS'	8	\$ <u>377.</u>	\$ <u>3016.</u>
London Planetree, Exclamation <i>Platanus x acerifolia</i> 'Exclamation'	14	\$ <u>377.</u>	\$ <u>5278.</u>
Maple, Bigtooth Highland Park <i>Acer grandidentatum x saccharum</i> 'Hipzam'	13	\$ <u>377.</u>	\$ <u>4901.</u>
Maple, Celebration Freeman <i>Acer x freemanii</i> 'Celzam'	8	\$ <u>377.</u>	\$ <u>3016.</u>
Maple, Hedge <i>Acer campestre</i>	3	\$ <u>377.</u>	\$ <u>1131.</u>
Maple, Miyabe State Street <i>Acer miyabei</i> 'Morton'	6	\$ <u>377.</u>	\$ <u>2262.</u>



Maple, Red Brandywine <i>Acer rubrum</i> 'Brandywine'	14	\$ <u>377.</u>	\$ <u>5278.</u>
Maple, Red Redpoint <i>Acer rubrum</i> 'Frank JR' P.P.16769	1	\$ <u>377.</u>	\$ <u>377.</u>
Maple, Tatarian Hot Wings <i>Acer tataricum</i> 'Garann'	1	\$ <u>377.</u>	\$ <u>377.</u>
Oak, Red <i>Quercus rubra</i>	3	\$ <u>377.</u>	\$ <u>1131.</u>
Oak, Swamp white <i>Quercus bicolor</i>	9	\$ <u>377.</u>	\$ <u>3393.</u>
Serviceberry, Allegheny Lustre <i>Amelanchier laevis</i> 'Rogers'	1	\$ <u>377.</u>	\$ <u>377.</u>

Total Cost for all 118 Trees \$ 44,486.00

Contingencies (2% of previous line) \$ 889.72

**TOTAL CONTRACT COSTS** \$ 45,375.72

**COMPANY INFORMATION**

THE GREENLEAF GROUP, INC.

Name of firm

BRETT LANGE

Authorized representative

610 COLUMBIA RD.

Address

VALLEY CITY, OHIO 44280

City, state, zip

330.441.6326

Telephone number

Authorized signature

Date

10/19/23

**PRICE SHEET  
CITY-WIDE TREE PLANTING  
FOR THE  
CITY of UNIVERSITY HEIGHTS, OHIO**

*Unit Price per Tree Planted*

<u>Species</u>	<u>Quantity</u>	<u>2-inch B&amp;B</u>	<u>Total Cost</u>
Amur Maackia, Summertime <i>Maackia amurensis</i> 'Summertime'	7	\$ <u>495</u>	\$ <u>3465</u>
Cherry, Accolade <i>Prunus</i> 'Accolade'	4	\$ <u>425</u>	\$ <u>1700</u>
Crabapple, Adirondack <i>Malus</i> 'Adirondack'	2	\$ <u>495</u>	\$ <u>990</u>
Crabapple, Rejoice <i>Malus</i> 'Rejzam'	3	\$ <u>495</u>	\$ <u>1485</u>
Ginkgo, Autumn Gold <i>Ginkgo</i> 'Autumn Gold'	3	\$ <u>600</u>	\$ <u>1800</u>
Golden rain tree <i>Koelreuteria paniculata</i>	3	\$ <u>425</u>	\$ <u>1275</u>
Honeylocust, Imperial <i>Gleditsia triacanthos</i> 'Imperial'	3	\$ <u>425</u>	\$ <u>1275</u>
Honeylocust, Streetkeeper <i>Gleditsia triacanthos</i> 'Draves' P.P. 21698	2	\$ <u>425</u>	\$ <u>850</u>
Japanese Tree Lilac, Ivory Silk <i>Syringa reticulata</i> 'Ivory Silk'	10	\$ <u>450</u>	\$ <u>4500</u>
Kentucky Coffeetree, Espresso <i>Gymnocladus dioicus</i> 'Espresso JFS'	8	\$ <u>425</u>	\$ <u>3400</u>
London Planetree, Exclamation <i>Platanus x acerifolia</i> 'Exclamation'	14	\$ <u>425</u>	\$ <u>5950</u>
Maple, Bigtooth Highland Park <i>Acer grandidentatum x saccharum</i> 'Hipzam'	13	\$ <u>425</u>	\$ <u>5525</u>
Maple, Celebration Freeman <i>Acer x freemanii</i> 'Celzam'	8	\$ <u>400</u>	\$ <u>3200</u>
Maple, Hedge <i>Acer campestre</i>	3	\$ <u>425</u>	\$ <u>1275</u>
Maple, Miyabe State Street <i>Acer miyabei</i> 'Morton'	6	\$ <u>425</u>	\$ <u>2550</u>

Maple, Red Brandywine <i>Acer rubrum</i> 'Brandywine'	14	\$ <u>475</u>	\$ <u>5950</u>
Maple, Red Redpoint <i>Acer rubrum</i> 'Frank JR' P.P.16769	1	\$ <u>475</u>	\$ <u>475</u>
Maple, Tatarian Hot Wings <i>Acer tataricum</i> 'Garann'	1	\$ <u>475</u>	\$ <u>475</u>
Oak, Red <i>Quercus rubra</i>	3	\$ <u>475</u>	\$ <u>1275</u>
Oak, Swamp white <i>Quercus bicolor</i>	9	\$ <u>475</u>	\$ <u>3825</u>
Serviceberry, Allegheny Lustre <i>Amelanchier laevis</i> 'Rogers'	1	\$ <u>475</u>	\$ <u>475</u>


Total Cost for all 118 Trees \$ 51,565

Contingencies (2% of previous line) \$ 1,031.30

**TOTAL CONTRACT COSTS** \$ 52,596.30

**COMPANY INFORMATION**

ZSCAPE  
Name of firm

  
Authorized representative

14900 York Rd  
Address

N. Royalton Ohio 44133  
City, state, zip

440-334-6667  
Telephone number

  
Authorized signature

10-20-23  
Date